

SPRING 2020 ALLOCATIONS: BEHAVIORAL AND SOCIAL SCIENCES

BSS

Spring 2018 Allocation

52.300

Spring 2019 Allocation

52.000

Spring 2020 Allocation

52.000

Allocation Notes

BSS enrollment had been trending down SP15 to SP18. It appears that SP18 was the bottom and we are now beginning to see a stabilization of enrollment. Evaluate historical multi-section courses and to see if demand still requires as many sections. WSCH generation, Fill-rate, and enrollment has all begun to tick back up but we may need to do a deeper dive into the individual departments to see where this growth is occurring.

WSCH_GOAL

30,336.00

FILL_Goal

80.00%

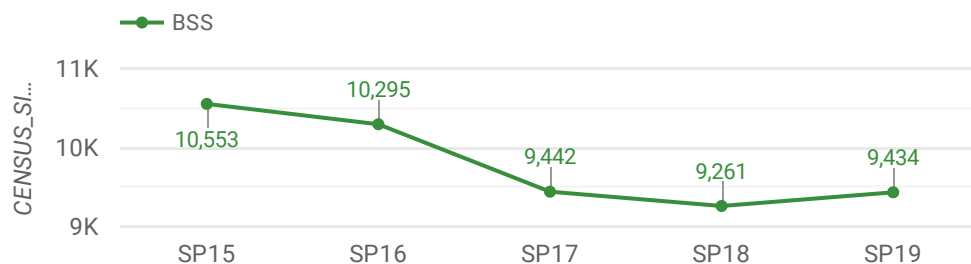
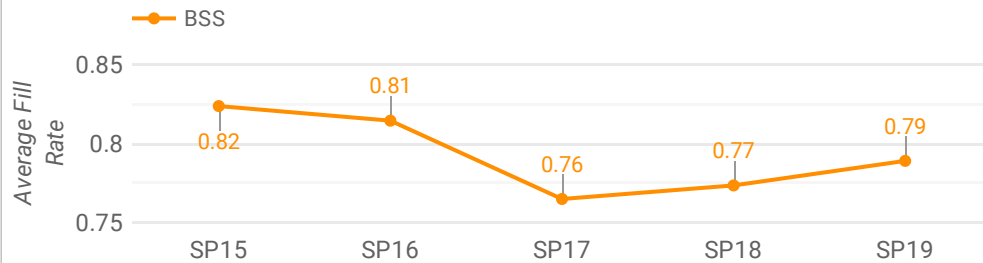
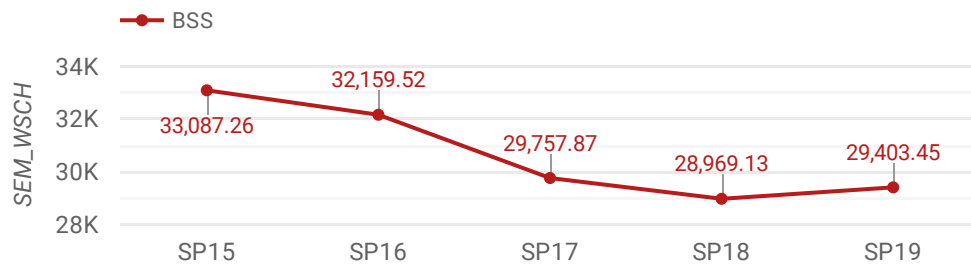
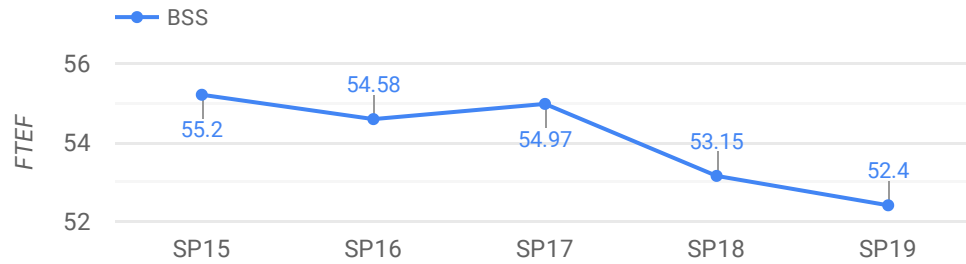
WSCH_Notes

From SP18 to Sp19 BSS showed a 2% increase in WSCH generation. The goal is to continue this 2% growth to 30,336 WSCH.

FILL_Notes

BSS should continue working towards an average fill rate of 85%—the goal for SP2020 is to reach at least an 80% fill rate.

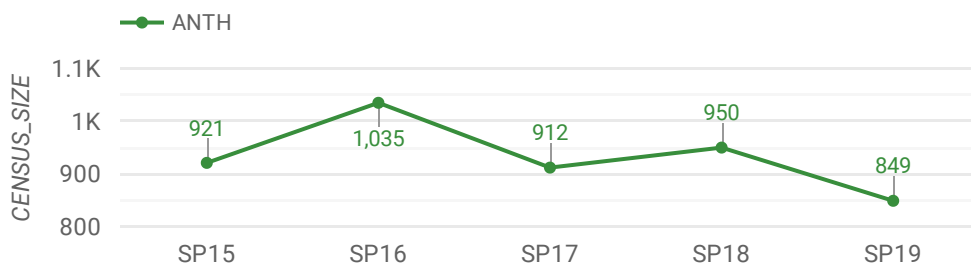
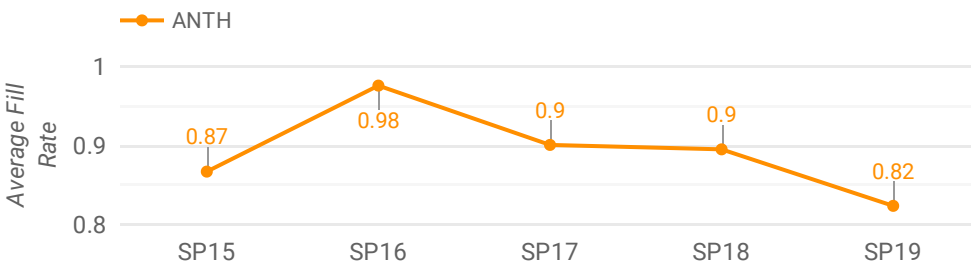
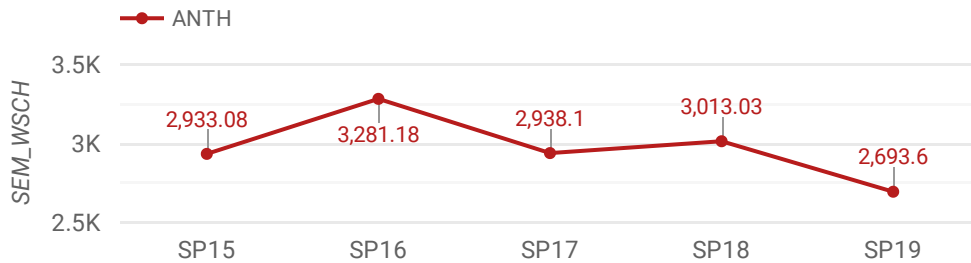
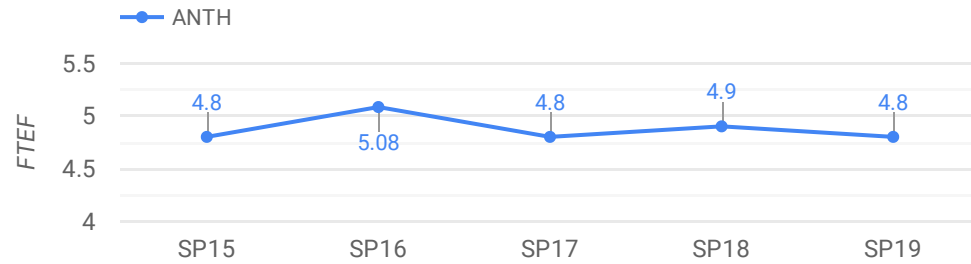
Term	Section	Astra Rec. ▾	Sections Scheduled	Seats Needed	Seats Offered	Snapshot Date
SP19	HIST 310	Reduction	12	489	630	Feb 4, 2019
SP19	SOC 300	Reduction	15	516	720	Feb 4, 2019
SP19	SOC 320	Reduction	5	147	120	Feb 4, 2019
SP19	PSYC 300	Reduction	25	1030	1400	Feb 4, 2019
SP19	PSYC 370	Reduction	11	370	360	Feb 4, 2019
SP19	PSYC 356	Reduction	10	300	405	Feb 4, 2019
SP19	PSYC 374	Reduction	4	29	54	Feb 4, 2019
SP19	PSYC 400	Reduction	2	18	44	Feb 4, 2019
SP19	POLS 301	Reduction	24	976	990	Feb 4, 2019
SP19	HSER 300	Reduction	4	70	100	Feb 4, 2019





FIVE LIKE Term Analysis

ANTH



	2017	2018	2019
Sections Scheduled	24	25	24
Sections Enrolled <22	3	2	5
Sections Filled 75% to 95%	11	8	8
Sections Under Enrolled <75%	4	5	6
Sections over Enrolled >95%	9	12	10

2019 Top OVER-Enrolled Sections

Class	MeetingPat	Enr...	Fill_R...	Cap
ANTH 330	ONLINE	48	106.67%	45
ANTH 300	ONLINE	46	102.22%	45
ANTH 330	01:30PM-02:50PM (MW)	46	102.22%	45
ANTH 300	09:00AM-10:20AM (MW)	45	100.00%	45
ANTH 310	01:30PM-02:50PM (TR)	45	100.00%	45

1 - 5 / 8 < >

2019 Top UNDER-Enrolled Sections

Class	MeetingPat	Enrollm...	Fill_...	Cap
ANTH 310	04:30PM-07:40PM (F)	23	51.11%	45
ANTH 320	12:00PM-01:20PM (M...	24	53.33%	45
ANTH 334	10:30AM-11:50AM (TR)	24	53.33%	45
ANTH 481	05:30PM-08:35PM (W)	13	65.00%	20
ANTH 300	07:30AM-08:50AM (M...	30	66.67%	45

1 - 5 / 6 < >

2019 Top Ad Astra Recommendations

Section	Term	Astra Rec.	Sections Scheduled	Seats Needed	Seats Offered	Snapshot Date
ANTH 300	SP19	Reduction	11	430	525	Feb 4, 2019
ANTH 310	SP19	Reduction	7	302	380	Feb 4, 2019
ANTH 301	SP19	Addition	6	146	126	Feb 4, 2019
ANTH 481	SP19	Addition	0	18	20	Feb 4, 2019

1 - 4 / 4 < >

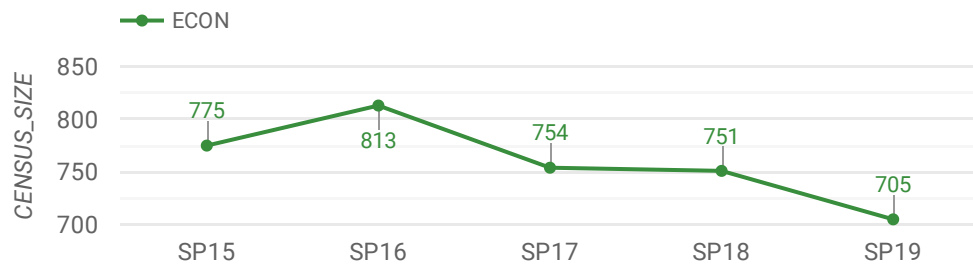
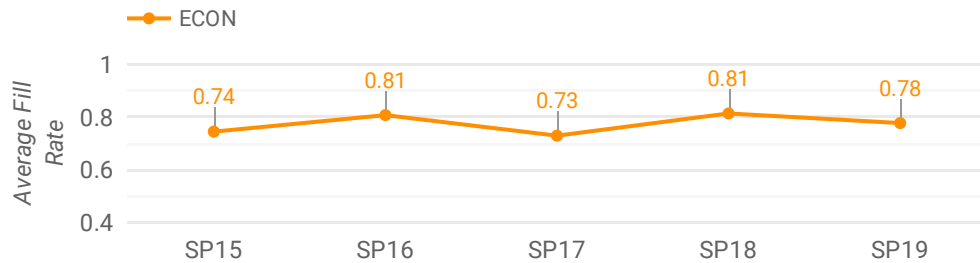
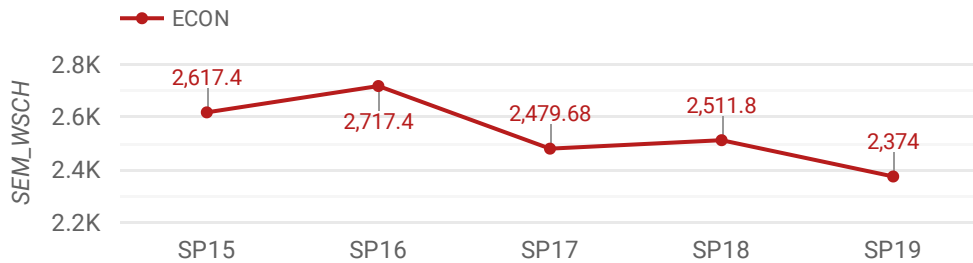
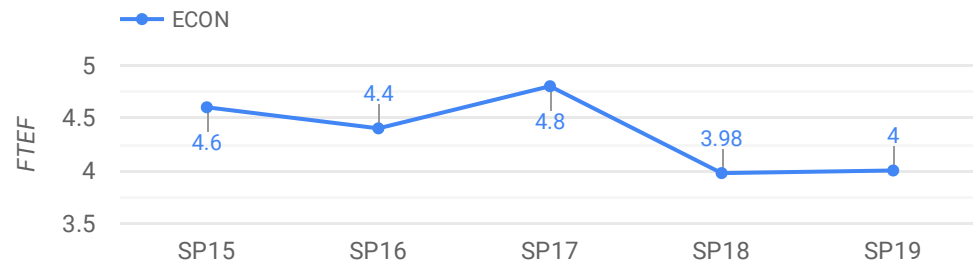
Narrative

FTEF scheduled in ANTH was increased by 8.33% (0.4) between FA18 and SP19. WSCH generated in ANTH reduced by 2.85% (76.7) between FA18 and SP19. The goal for this subject should be to stabilize the WSCH being generated. This would indicate that the goal for next term should be to maintain the SP19 WSCH generation level (2693.6) or to increase this back to the FA18 level (2770.3). Overall enrollment in ANTH decreased by 11% (101 students) between FA18 and SP19. ANTH had an average fill rate for the SP19 term of 82.36%. This is within the goal of fill being between 75% and 95%. This indicates that, on average, the sections are neither under-enrolled or over-enrolled. The Fill Rate Goal for this subject should be to average at 85%. The increase in FTEF scheduled with a corresponding decrease in WSCH generated may indicate that the department has not fully evaluated the capacity of its sections and is offering more sections than student demand would indicate is necessary.



FIVE LIKE TERM ANALYSIS

ECON



	2017	2018	2019
Sections Scheduled	22	20	20
Sections Enrolled <22	3	1	3
Sections Filled 75% to 95%	9	7	8
Sections Under Enrolled <75%	9	5	7
Sections over Enrolled >95%	4	8	5

2019 Top OVER-Enrolled Sections

Class	MeetingPat	Enr...	Fill_R...	Cap
ECON 304	ONLINE	51	113.33%	45
ECON 304	ONLINE	47	104.44%	45
ECON 302	10:30AM-11:50AM (TR)	45	100.00%	45
ECON 302	01:30PM-02:50PM (MW)	44	97.78%	45
ECON 304	10:30AM-11:50AM (MW)	43	95.56%	45

1 - 5 / 5 < >

2019 Top UNDER-Enrolled Sections

Class	MeetingPat	Enrollm...	Fill_...	Cap
ECON 302	07:30AM-08:50AM (TR)	20	44.44%	45
ECON 302	07:30AM-08:50AM (M...	21	46.67%	45
ECON 302	12:20PM-03:25PM (F) ...	21	46.67%	45
ECON 304	12:00PM-01:20PM (M...	24	53.33%	45
ECON 304	09:00AM-10:20AM (TR)	27	60.00%	45

1 - 5 / 7 < >

2019 Top Ad Astra Recommendations

Section	Term	Astra Rec.	Sections Scheduled	Seats Needed	Seats Offered	Snapshot Date
ECON 302	SP19	Reduction	13	471	575	Feb 4, 2019
ECON 304	SP19	Reduction	9	344	395	Feb 4, 2019
ECON 320	SP19	Reduction	7	60	70	Feb 4, 2019

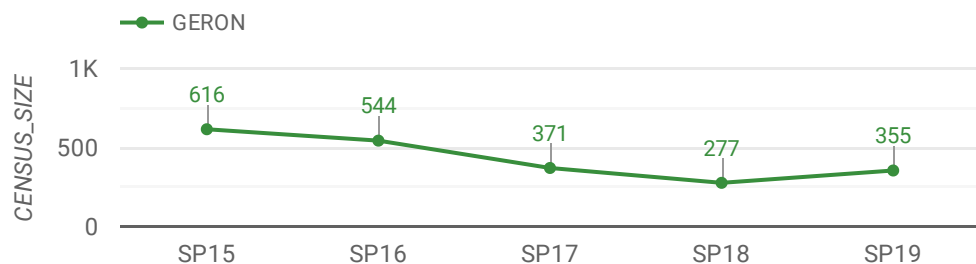
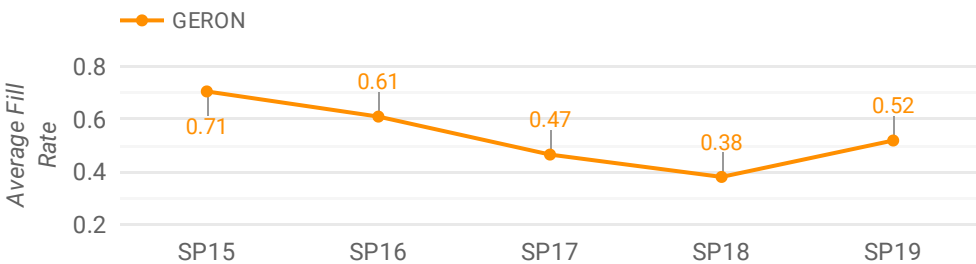
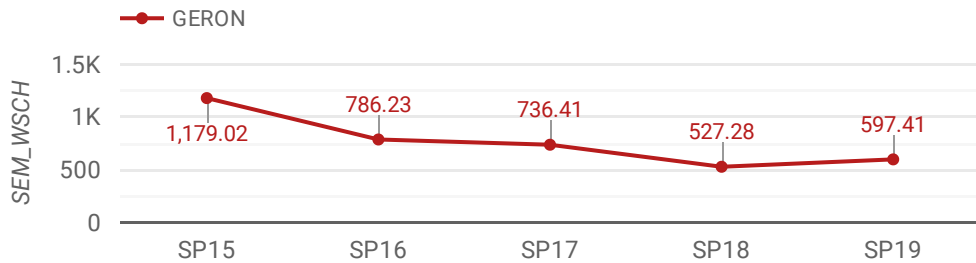
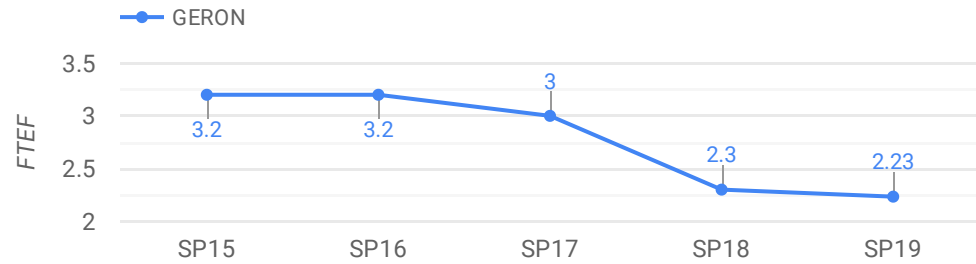
Narrative

FTEF scheduled in ECON remained unchanged between FA18 and SP19. WSCH generated in ECON reduced by 6.8% (161.4) between FA18 and SP19. The goal for this subject should be to stabilize the WSCH being generated. This would indicate that the goal for next term should be to maintain the SP19 WSCH generation level (2374.0) or to increase this back to the FA18 level (2535.4). Overall enrollment in ECON decreased by 8.09% (57 students) between FA18 and SP19. ECON had an average fill rate for the SP19 term of 77.74%. This is within the goal of fill being between 75% and 95%. This indicates that, on average, the sections are neither under-enrolled or over-enrolled. The Fill Rate Goal for this subject should be to average at 85%.



FIVE LIKE TERM ANALYSIS

GERON



	2017	2018	2019
Sections Scheduled	19	17	16
Sections Enrolled <22	17	15	12
Sections Filled 75% to 95%	2	2	2
Sections Under Enrolled <75%	16	14	12
Sections over Enrolled >95%	1	1	2

2019 Top OVER-Enrolled Sections

Class	MeetingPat	Enr...	Fill_R...	Cap
No data				

2019 Top UNDER-Enrolled Sections

Class	MeetingPat	Enrollm...	Fill_...	Cap
GERON 2...	08:00AM-05:40PM (Sa)	15	33.33%	45
GERON 2...	08:00AM-05:40PM (Sa)	19	42.22%	45
GERON 2...	08:00AM-05:40PM (Sa)	19	47.50%	40
GERON 2...	Unscheduled for speci...	16	53.33%	30
GERON 3...	08:00AM-05:40PM (Sa)	26	57.78%	45

2019 Top Ad Astra Recommendations

Section	Term	Astra Rec.	Sections Scheduled	Seats Needed	Seats Offered	Snapshot Date
GERON 3...	SP19	Reduction	4	48	66	Feb 4, 2019
GERON 3...	SP19	Reduction	2	35	6	Feb 4, 2019
GERON 2...	SP19	Elimination	1	9	45	Feb 4, 2019

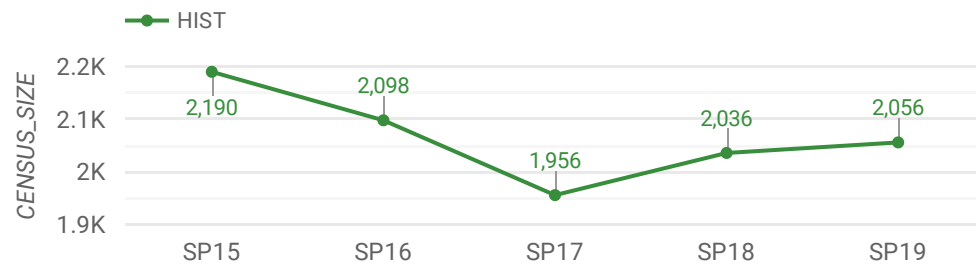
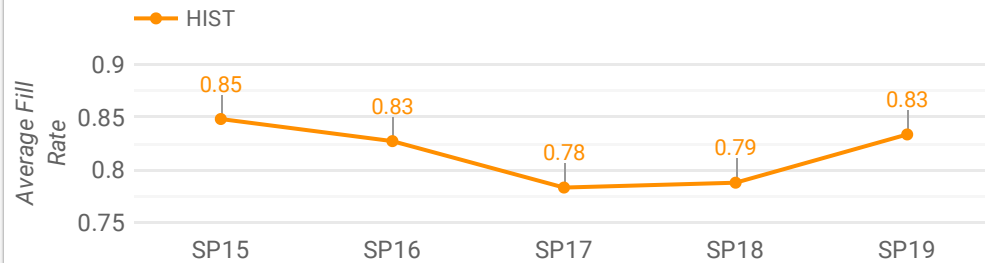
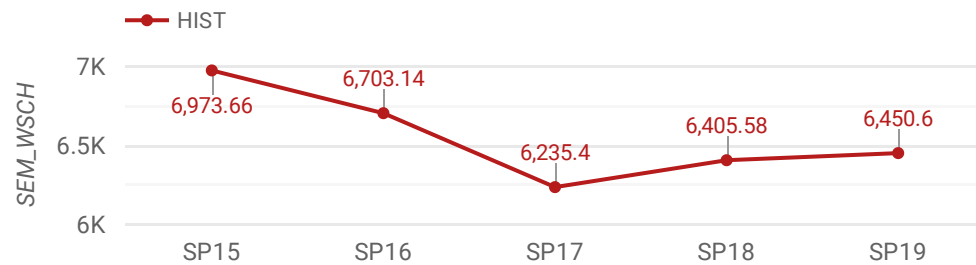
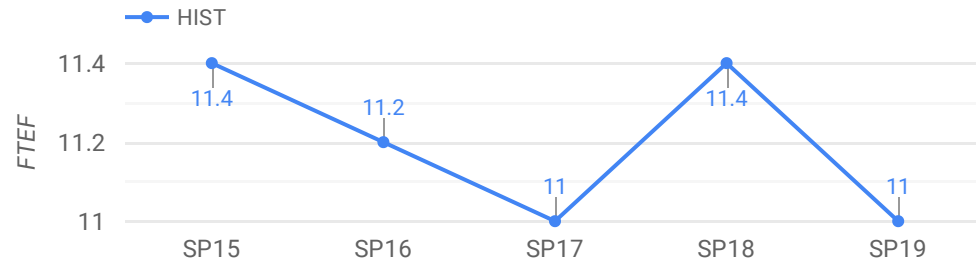
Narrative

FTEF scheduled in GERON was increased by 4.45% (0.099) between FA18 and SP19. WSCH generated in GERON increased by 16.19% (96.7) between FA18 and SP19. The WSCH goal for next term should be to maintain at least a 3% increase in WSCH generation. Overall enrollment in GERON increased by 17.46% (62 students) between FA18 and SP19. GERON had an average fill rate for the SP19 term of 51.87%. This is below the college goal of a minimum fill of lower than 75%. Evaluate class caps to ensure that they are appropriate and evaluate whether there might be too many sections offered of certain courses or if courses in the department might be better served by being offered on alternate semesters to stabilize demand. The Fill Rate goal for this subject should be to reach at least 75%.



FIVE LIKE TERM ANALYSIS

HIST



	2017	2018	2019
Sections Scheduled	55	57	55
Sections Enrolled <22	6	8	4
Sections Filled 75% to 95%	25	23	24
Sections Under Enrolled <75%	18	19	12
Sections over Enrolled >95%	12	15	19

2019 Top OVER-Enrolled Sections

Class	MeetingPat	Enr...	Fill_R...	Cap
HIST 308	ONLINE	44	97.78%	45
HIST 300	09:00AM-10:20AM (TR)	51	113.33%	45
HIST 325	10:30AM-11:50AM (TR)	33	110.00%	30
HIST 310	09:00AM-10:20AM (MW)	49	108.89%	45
HIST 323	06:00PM-09:10PM (R) a...	48	106.67%	45

2019 Top UNDER-Enrolled Sections

Class	MeetingPat	Enrollm...	Fill_...	Cap
HIST 375	10:30AM-11:50AM (M...	14	31.11%	45
HIST 311	09:00AM-10:20AM (R) ...	22	48.89%	45
HIST 321	01:30PM-02:50PM (M...	22	48.89%	45
HIST 307	01:30PM-02:50PM (R) ...	23	51.11%	45
HIST 300	01:30PM-02:50PM (M...	26	57.78%	45

2019 Top Ad Astra Recommendations

Section	Term	Astra Rec.	Sections Scheduled	Seats Needed	Seats Offered	Snapshot Date
HIST 310	SP19	Reduction	12	489	630	Feb 4, 2019
HIST 330	SP19	Reduction	12	438	570	Feb 4, 2019
HIST 311	SP19	Reduction	11	331	485	Feb 4, 2019
HIST 308	SP19	Reduction	7	246	225	Feb 4, 2019
HIST 300	SP19	Reduction	6	200	250	Feb 4, 2019

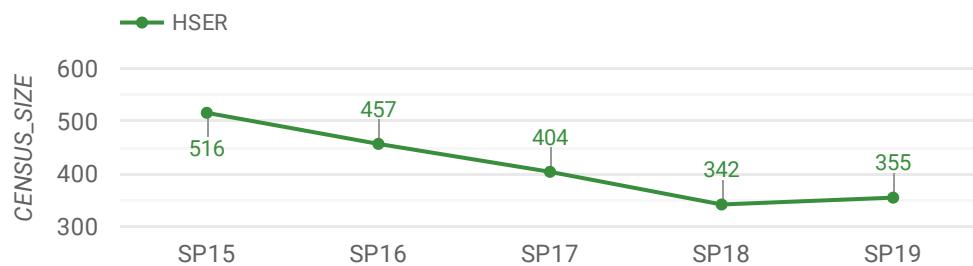
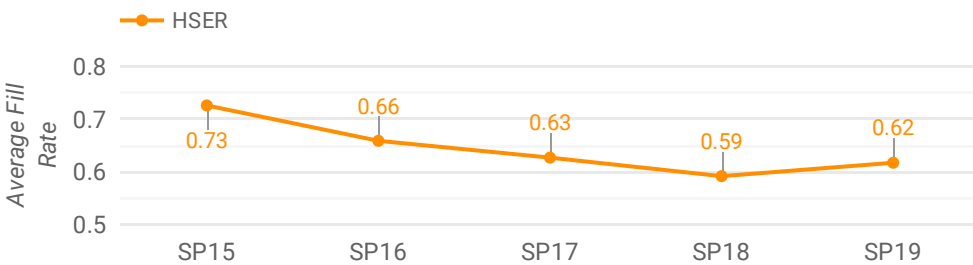
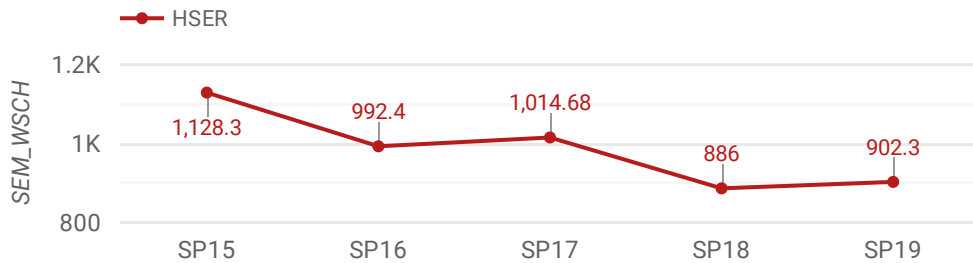
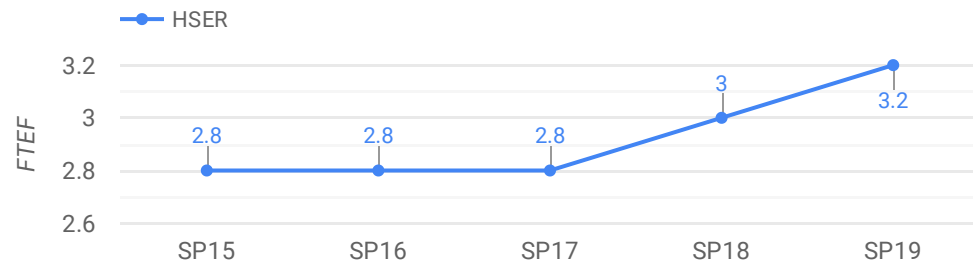
Narrative

FTEF scheduled in HIST was reduced by 1.82% (0.2) between FA18 and SP19. WSCH generated in HIST reduced by 5.32% (343.12) between FA18 and SP19. The goal for this subject should be to stabilize the WSCH being generated. This would indicate that the goal for next term should be to maintain the SP19 WSCH generation level (6450.6) or to increase this back to the FA18 level (6793.72). Overall enrollment in HIST decreased by 5.11% (105 students) between FA18 and SP19. HIST had an average fill rate for the SP19 term of 83.35%. This is within the goal of fill being between 75% and 95%. This indicates that, on average, the sections are neither under-enrolled or over-enrolled. The Fill Rate Goal for this subject should be to average at 85%.



FIVE LIKE TERM ANALYSIS

HSER



	2017	2018	2019
Sections Scheduled	14	15	16
Sections Enrolled <22	5	13	13
Sections Filled 75% to 95%	4	7	6
Sections Under Enrolled <75%	7	7	9
Sections over Enrolled >95%	3	1	1

2019 Top OVER-Enrolled Sections

Class	MeetingPat	Enr...	Fill_R...	Cap
No data				

2019 Top UNDER-Enrolled Sections

Class	MeetingPat	Enrollm...	Fill_...	Cap
HSER 300	06:00PM-09:15PM (M)	13	52.00%	25
HSER 300	06:00PM-09:05PM (T)	13	52.00%	25
HSER 362	05:30PM-08:45PM (M)	16	64.00%	25
HSER 300	10:30AM-11:50AM (M...	18	72.00%	25

1 - 4 / 4 < >

2019 Top Ad Astra Recommendations

Section	Term	Astra Rec.	Sections Scheduled	Seats Needed	Seats Offered	Snapshot Date
HSER 300	SP19	Reduction	4	70	100	Feb 4, 2019
HSER 340	SP19	Reduction	2	22	71	Feb 4, 2019
HSER 310	SP19	Reduction	2	35	64	Feb 4, 2019
HSER 341	SP19	Addition	0	23	45	Feb 4, 2019

1 - 4 / 4 < >

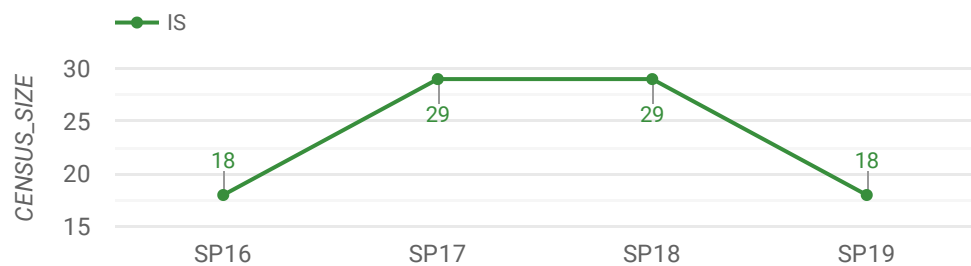
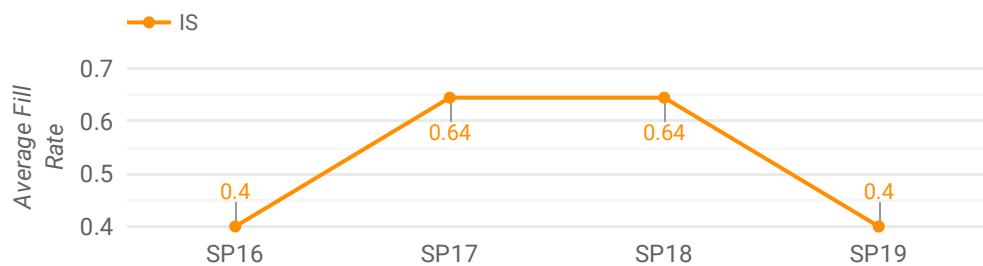
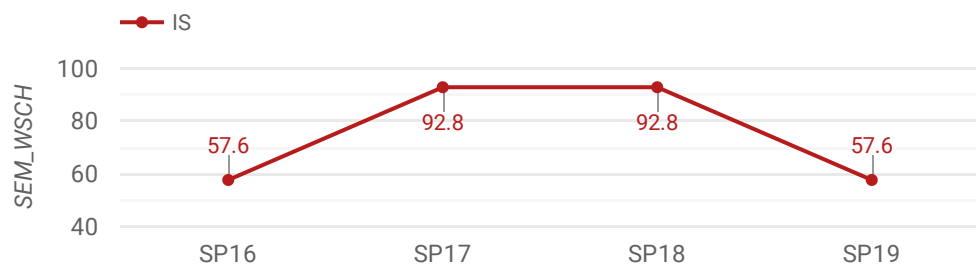
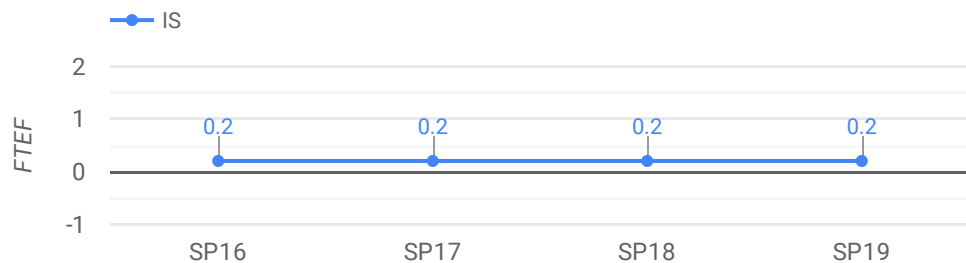
Narrative

FTEF scheduled in HSER was increased by 6.25% (0.2) between FA18 and SP19. WSCH generated in HSER reduced by 10.8% (97.45) between FA18 and SP19. The goal for this subject should be to stabilize the WSCH being generated. This would indicate that the goal for next term should be to maintain the SP19 WSCH generation level (902.3) or to increase this back to the FA18 level (999.75). Overall enrollment in HSER decreased by 5.35% (19 students) between FA18 and SP19. HSER had an average fill rate for the SP19 term of 61.71%. This is below the college goal of a minimum fill of lower than 75%. Evaluate class caps to ensure that they are appropriate and evaluate whether there might be too many sections offered of certain courses or if courses in the department might be better served by being offered on alternate semesters to stabilize demand. The Fill Rate goal for this subject should be to reach at least 75%. The increase in FTEF scheduled with a corresponding decrease in WSCH generated may indicate that the department has not fully evaluated the capacity of its sections and is offering more sections than student demand would indicate is necessary.



FIVE LIKE TERM ANALYSIS

IS



	2017	2018	2019
Sections Scheduled	1	1	1
Sections Enrolled <22	0	0	1
Sections Filled 75% to 95%	0	0	0
Sections Under Enrolled <75%	1	1	1
Sections over Enrolled >95%	0	0	0

2019 Top OVER-Enrolled Sections

Class	MeetingPat	Enr...	Fill_R...	Cap
No data				

2019 Top UNDER-Enrolled Sections

Class	MeetingPat	Enrollm...	Fill_...	Cap
IS 312	12:00PM-01:20PM (M...	18	40.00%	45

2019 Top Ad Astra Recommendations

Section	Term	Astra Rec.	Sections Scheduled	Seats Needed	Seats Offered	Snapshot Date
No data						

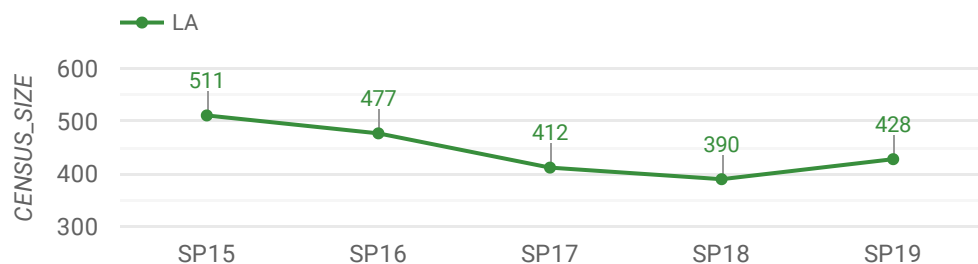
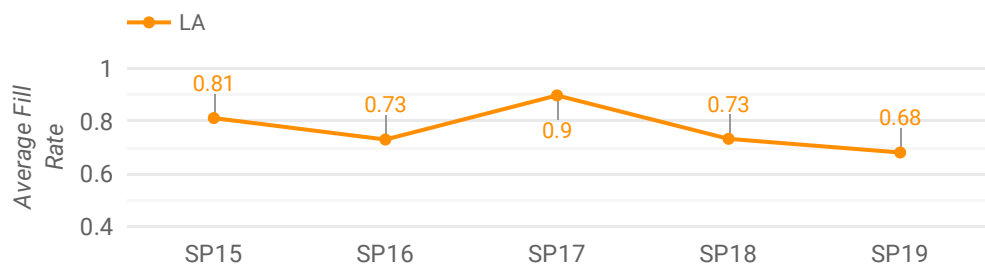
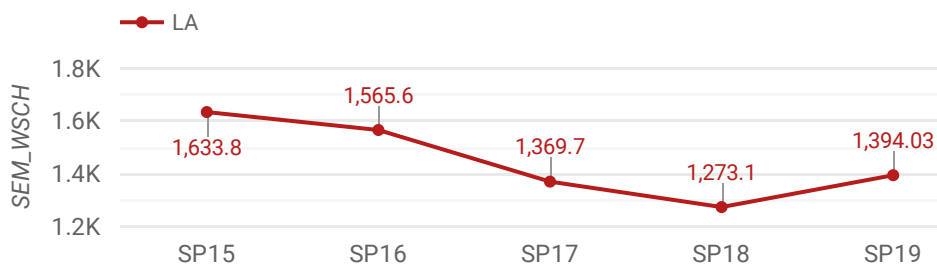
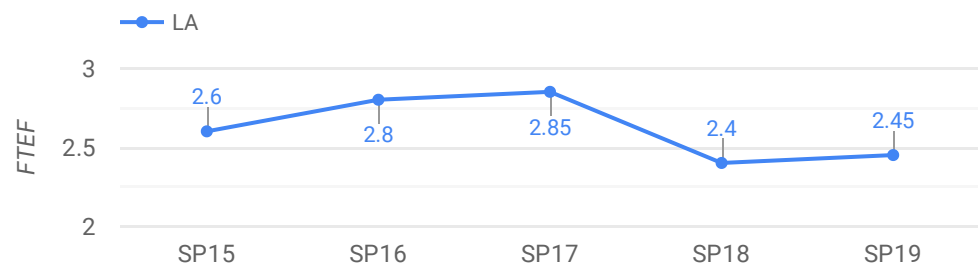
Narrative

FTEF scheduled in IS remained unchanged between FA18 and SP19. WSCH generated in IS increased by 44.44% (25.6) between FA18 and SP19. The WSCH goal for next term should be to maintain at least a 3% increase in WSCH generation. Overall enrollment in IS increased by 44.44% (8 students) between FA18 and SP19. IS had an average fill rate for the SP19 term of 40.0%. This is below the college goal of a minimum fill of lower than 75%. Evaluate class caps to ensure that they are appropriate and evaluate whether there might be too many sections offered of certain courses or if courses in the department might be better served by being offered on alternate semesters to stabilize demand. The Fill Rate goal for this subject should be to reach at least 75%.



FIVE LIKE TERM ANALYSIS

LA



	2017	2018	2019
Sections Scheduled	13	12	11
Sections Enrolled <22	2	2	2
Sections Filled 75% to 95%	3	3	2
Sections Under Enrolled <75%	7	6	6
Sections over Enrolled >95%	3	3	3

2019 Top OVER-Enrolled Sections

Class	MeetingPat	Enr...	Fill_R...	Cap
LA 320	07:00PM-10:05PM (T)	42	105.00%	40
LA 310	07:00PM-10:05PM (R)	72	102.86%	70
LA 314	08:30AM-11:35AM (Sa)	72	102.86%	70

1 - 3 / 3 < >

2019 Top UNDER-Enrolled Sections

Class	MeetingPat	Enrollm...	Fill_...	Cap
LA 321	07:00PM-10:05PM (M)	16	35.56%	45
LA 360	03:00PM-05:50PM (T)	16	35.56%	45
LA 300	07:00PM-10:05PM (W)	24	53.33%	45
LA 362	07:00PM-10:05PM (W)	26	57.78%	45
LA 321	ONLINE	31	68.89%	45

1 - 5 / 6 < >

2019 Top Ad Astra Recommendations

Section	Term	Astra Rec.	Sections Scheduled	Seats Needed	Seats Offered	Snapshot Date
LA 360	SP19	Addition	0	48	45	Feb 4, 2019

1 - 1 / 1 < >

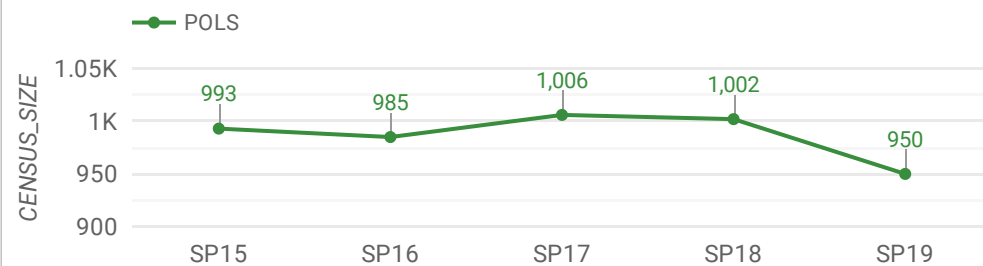
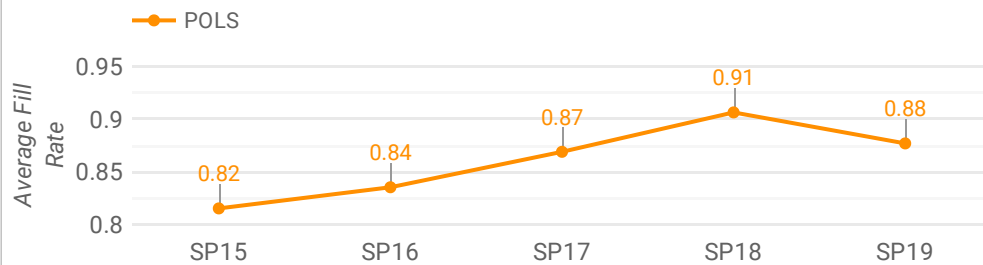
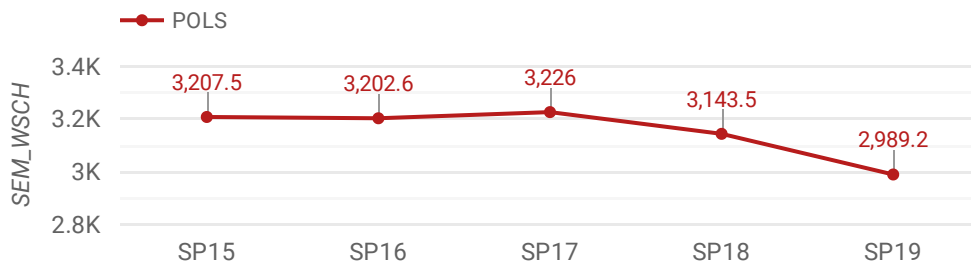
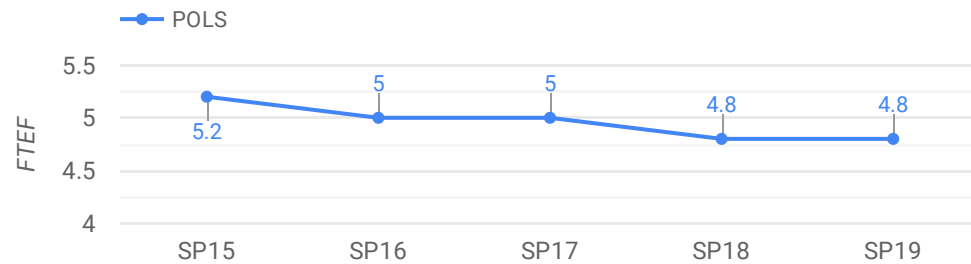
Narrative

FTEF scheduled in LA was increased by 10.2% (0.25) between FA18 and SP19. WSCH generated in LA increased by 2.83% (39.47) between FA18 and SP19. The WSCH goal for next term should be to maintain at least a 3% increase in WSCH generation. Overall enrollment in LA increased by 6.07% (26 students) between FA18 and SP19. LA had an average fill rate for the SP19 term of 68.08%. This is below the college goal of a minimum fill of lower than 75%. Evaluate class caps to ensure that they are appropriate and evaluate whether there might be too many sections offered of certain courses or if courses in the department might be better served by being offered on alternate semesters to stabilize demand. The Fill Rate goal for this subject should be to reach at least 75%.



FIVE LIKE TERM ANALYSIS

POLS



	2017	2018	2019
Sections Scheduled	25	24	24
Sections Enrolled <22	1	1	2
Sections Filled 75% to 95%	6	8	7
Sections Under Enrolled <75%	4	3	3
Sections over Enrolled >95%	15	13	14

2019 Top OVER-Enrolled Sections

Class	MeetingPat	Enr...	Fill_R...	Cap
POLS 301	12:00PM-01:20PM (TR)	57	126.67%	45
POLS 301	ONLINE	51	113.33%	45
POLS 310	10:30AM-11:50AM (TR)	36	102.86%	35
POLS 301	09:00AM-10:20AM (TR)	46	102.22%	45
POLS 301	01:30PM-02:50PM (MW)	46	102.22%	45

1 - 5 / 13 < >

2019 Top UNDER-Enrolled Sections

Class	MeetingPat	Enrollm...	Fill_...	Cap
POLS 301	09:00AM-12:05PM (F)	15	33.33%	45
POLS 301	07:30AM-08:50AM (M...	24	53.33%	45
POLS 301	05:30PM-06:50PM (TR)	25	55.56%	45

1 - 3 / 3 < >

2019 Top Ad Astra Recommendations

Section	Term	Astra Rec.	Sections Scheduled	Seats Needed	Seats Offered	Snapshot Date
POLS 301	SP19	Reduction	24	976	990	Feb 4, 2019

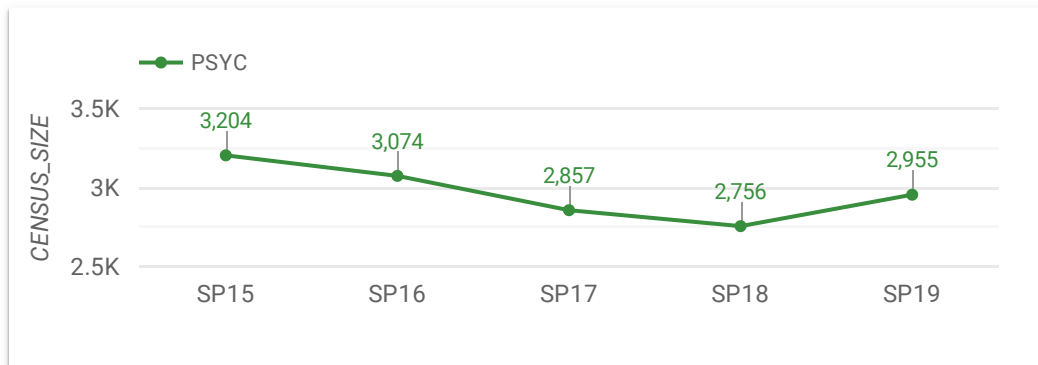
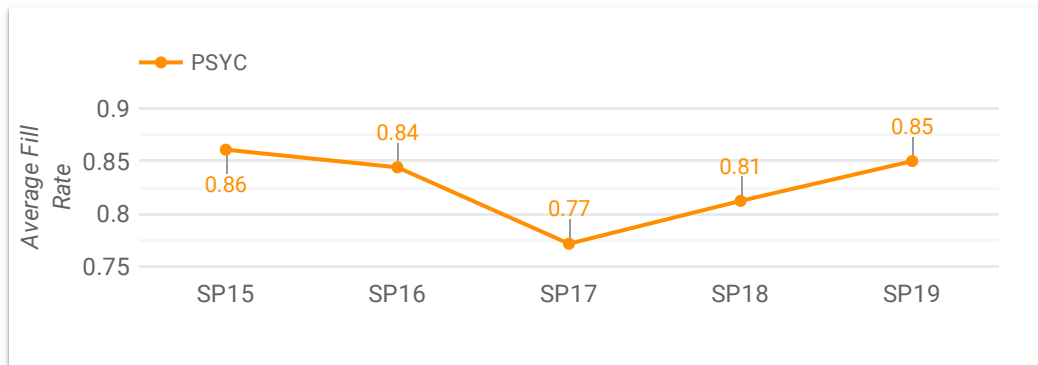
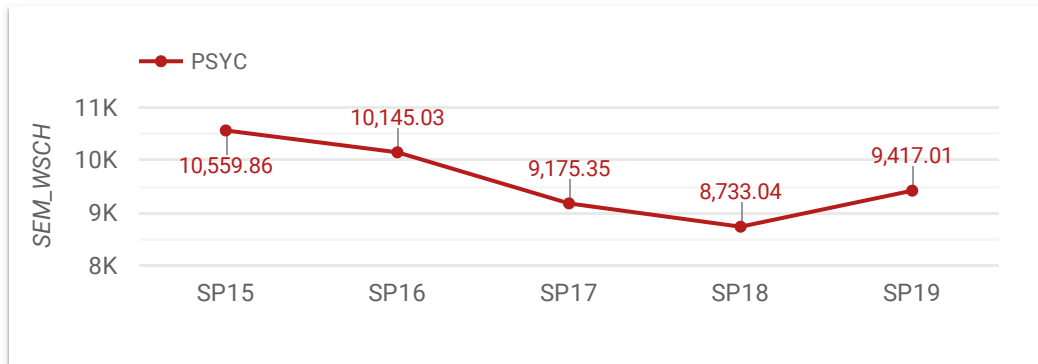
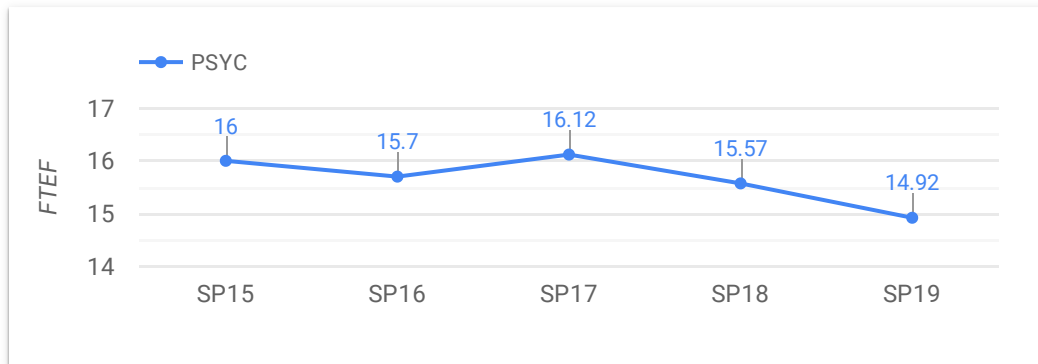
Narrative

FTEF scheduled in POLS was reduced by 4.17% (0.2) between FA18 and SP19. WSCH generated in POLS reduced by 8.0% (239.0) between FA18 and SP19. The goal for this subject should be to stabilize the WSCH being generated. This would indicate that the goal for next term should be to maintain the SP19 WSCH generation level (2989.2) or to increase this back to the FA18 level (3228.2). Overall enrollment in POLS decreased by 8.21% (78 students) between FA18 and SP19. POLS had an average fill rate for the SP19 term of 87.69%. This is within the goal of fill being between 75% and 95%. This indicates that, on average, the sections are neither under-enrolled or over-enrolled. The Fill Rate Goal for this subject should be to average at 85%.



FIVE LIKE TERM ANALYSIS

PSYC



	2017	2018	2019
Sections Scheduled	70	69	71
Sections Enrolled <22	3	6	3
Sections Filled 75% to 95%	32	27	29
Sections Under Enrolled <75%	20	15	10
Sections over Enrolled >95%	18	27	32

2019 Top OVER-Enrolled Sections

Class	MeetingPat	Enr...	Fill_R...	Cap
PSYC 330	ONLINE	32	100.00%	32
PSYC 335	12:00PM-12:50PM (MW)	39	121.88%	32
PSYC 335	01:30PM-02:20PM (TR)	38	118.75%	32
PSYC 370	ONLINE	51	113.33%	45
PSYC 330	ONLINE	36	112.50%	32

1 - 5 / 30 < >

2019 Top UNDER-Enrolled Sections

Class	MeetingPat	Enrollm...	Fill_...	Cap
PSYC 373	07:30AM-08:50AM (TR)	19	42.22%	45
PSYC 356	09:00AM-10:20AM (TR)	24	53.33%	45
PSYC 342	12:00PM-01:20PM (MW)	29	64.44%	45
PSYC 335	07:00PM-07:50PM (TR)	21	65.63%	32
PSYC 300	ONLINE	30	66.67%	45

1 - 5 / 10 < >

2019 Top Ad Astra Recommendations

Section	Term	Astra Rec.	Sections Scheduled	Seats Needed	Seats Offered	Snapshot Date
PSYC 300	SP19	Reduction	25	1030	1400	Feb 4, 2019
PSYC 370	SP19	Reduction	11	370	360	Feb 4, 2019
PSYC 356	SP19	Reduction	10	300	405	Feb 4, 2019
PSYC 374	SP19	Reduction	4	29	54	Feb 4, 2019
PSYC 400	SP19	Reduction	2	18	44	Feb 4, 2019

1 - 5 / 7 < >

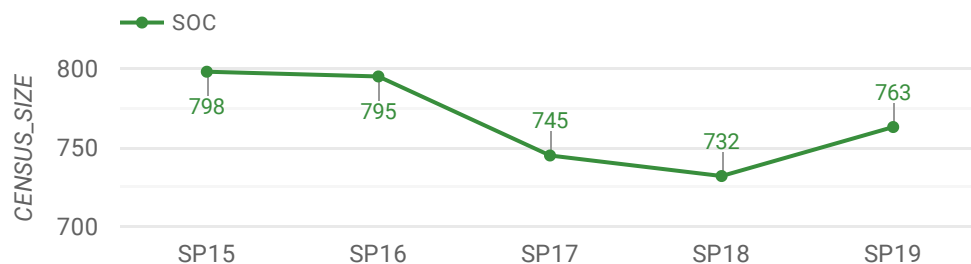
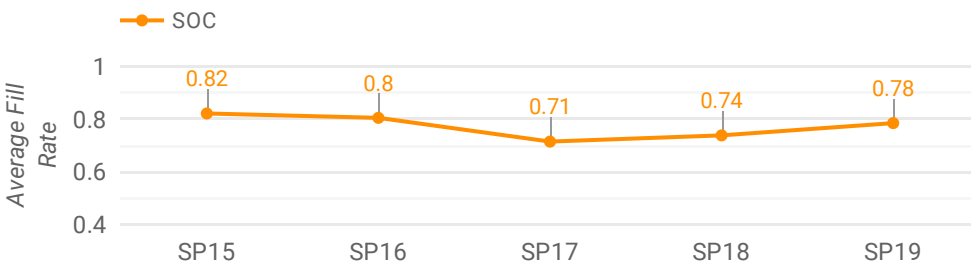
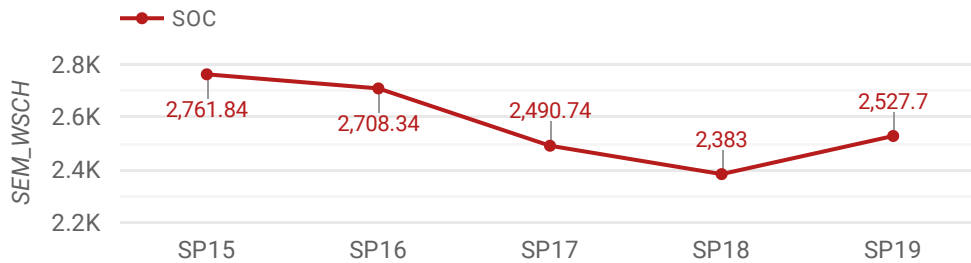
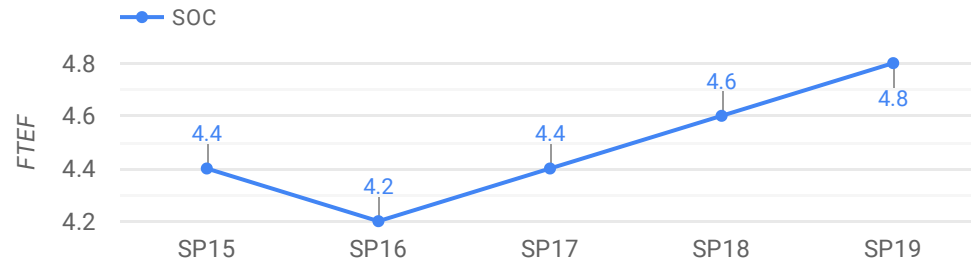
Narrative

FTEF scheduled in PSYC was increased by 1.58% (0.236) between FA18 and SP19. WSCH generated in PSYC reduced by 3.66% (344.99) between FA18 and SP19. The goal for this subject should be to stabilize the WSCH being generated. This would indicate that the goal for next term should be to maintain the SP19 WSCH generation level (9417.01) or to increase this back to the FA18 level (9762.0). Overall enrollment in PSYC decreased by 2.27% (67 students) between FA18 and SP19. PSYC had an average fill rate for the SP19 term of 85.0%. This is within the goal of fill being between 75% and 95%. This indicates that, on average, the sections are neither under-enrolled or over-enrolled. The Fill Rate Goal for this subject should be to average at 85%. The increase in FTEF scheduled with a corresponding decrease in WSCH generated may indicate that the department has not fully evaluated the capacity of its sections and is offering more sections than student demand would indicate is necessary.



FIVE LIKE TERM Analysis

SOC



	2017	2018	2019
Sections Scheduled	22	21	23
Sections Enrolled <22	2	3	4
Sections Filled 75% to 95%	12	8	10
Sections Under Enrolled <75%	6	6	6
Sections over Enrolled >95%	4	7	7

2019 Top OVER-Enrolled Sections

Class	MeetingPat	Enr...	Fill_R...	Cap
SOC 300	10:30AM-11:50AM (MW)	48	106.67%	45
SOC 301	10:30AM-11:50AM (TR)	32	106.67%	30
SOC 318	12:00PM-01:20PM (TR)	47	104.44%	45
SOC 300	09:00AM-10:20AM (TR)	45	100.00%	45
SOC 300	09:00AM-12:10PM (F)	44	97.78%	45

2019 Top UNDER-Enrolled Sections

Class	MeetingPat	Enrollm...	Fill_...	Cap
SOC 300	03:00PM-04:20PM (TR)	21	46.67%	45
SOC 300	ONLINE	27	60.00%	45
SOC 300	01:30PM-02:50PM (TR)	29	64.44%	45
SOC 301	01:30PM-02:50PM (TR)	21	70.00%	30
SOC 300	ONLINE	31	68.89%	45

2019 Top Ad Astra Recommendations

Section	Term	Astra Rec.	Sections Scheduled	Seats Needed	Seats Offered	Snapshot Date
SOC 300	SP19	Reduction	15	516	720	Feb 4, 2019
SOC 320	SP19	Reduction	5	147	120	Feb 4, 2019

Narrative

FTEF scheduled in SOC was increased by 8.33% (0.4) between FA18 and SP19. WSCH generated in SOC increased by 0.62% (15.6) between FA18 and SP19. The WSCH goal for next term should be to maintain at least a 3% increase in WSCH generation. Overall enrollment in SOC increased by 0.39% (3 students) between FA18 and SP19. SOC had an average fill rate for the SP19 term of 78.48%. This is within the goal of fill being between 75% and 95%. This indicates that, on average, the sections are neither under-enrolled or over-enrolled. The Fill Rate Goal for this subject should be to average at 85%.