

SPRING 2020 ALLOCATIONS: FINE AND APPLIED ARTS

ART

Spring 2018 Allocation

49.000

Spring 2019 Allocation

48.500

Spring 2020 Allocation

49.000

Allocation Notes

While FAA's allocation in SP19 was 48.500 FTE, the division scheduled to 49—which was also the allocation for the previous term (SP18). Allocation has been adjusted back up to 49.000. There is a peoplesoft bug when term is first scheduled and .092 FTE must be removed from all Applied Music Sections.

WSCH_GOAL

21,955.00

FILL_Goal

75.00%

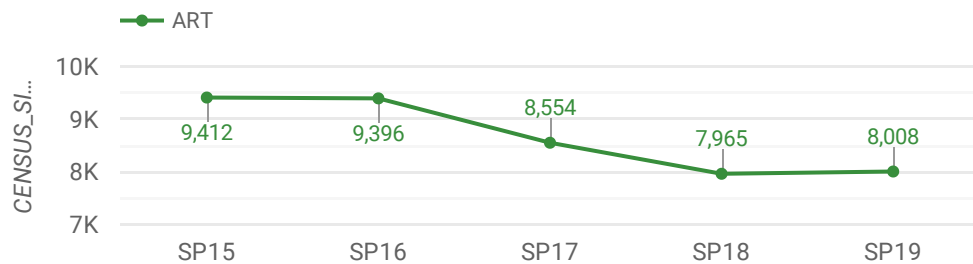
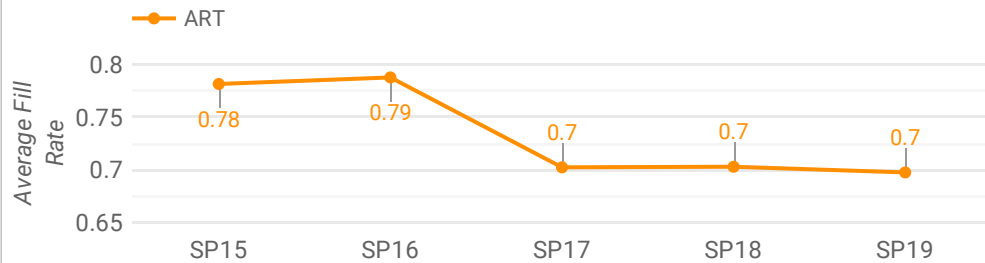
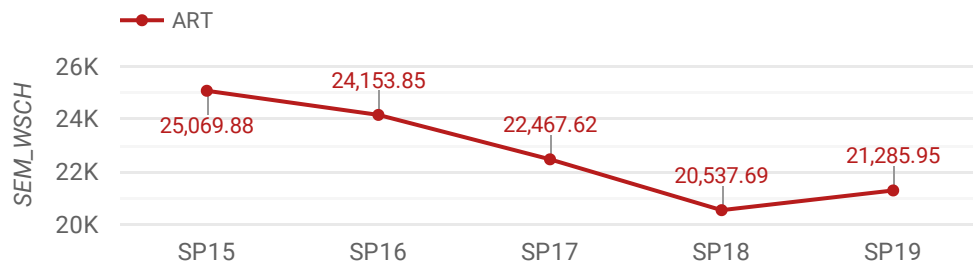
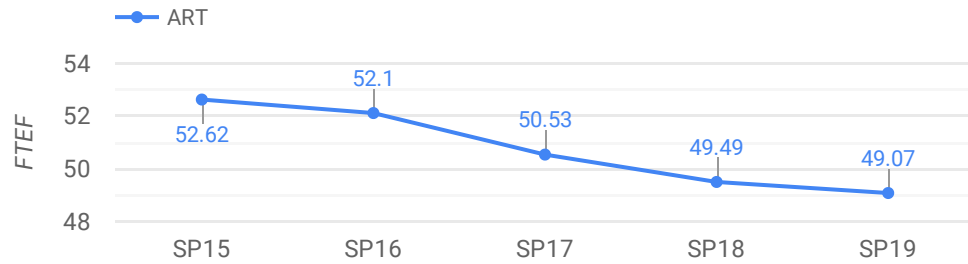
WSCH_Notes

From SP18 to SP19, FAA increased their WSCH production by 3.8%. The goal for SP20 is to continue this trend, with a goal of increasing the overall WSCS production by 3%.

FILL_Notes

75% represents the low level of the acceptable range of fill rates (Ad Astra recommends that sections have a fill rate between 75% and 95% with an absolute goal of 85%). FAA is being given a goal of increasing their Fill rate to this minimum level.

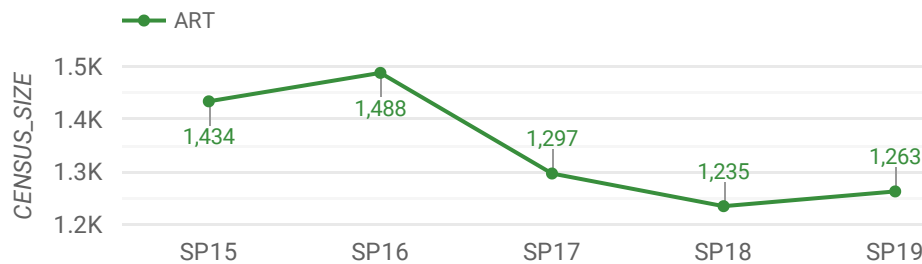
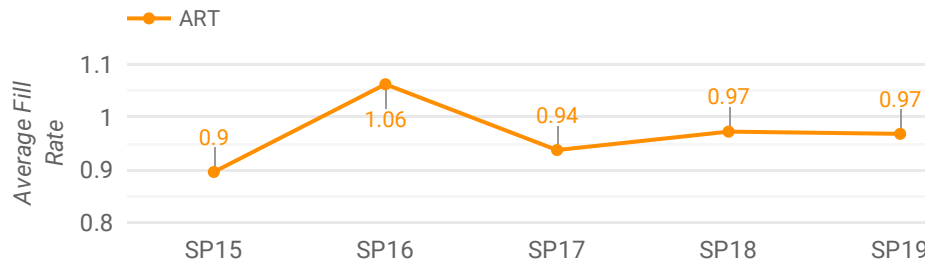
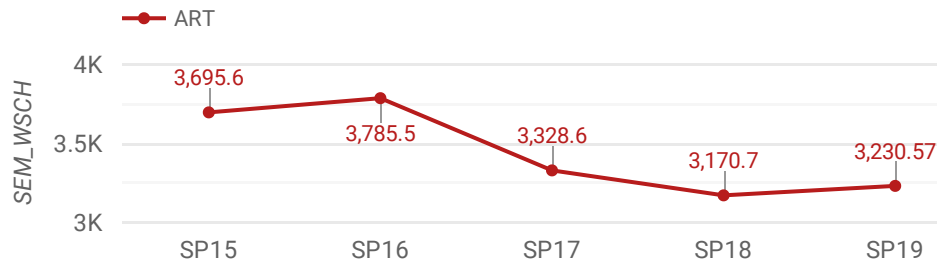
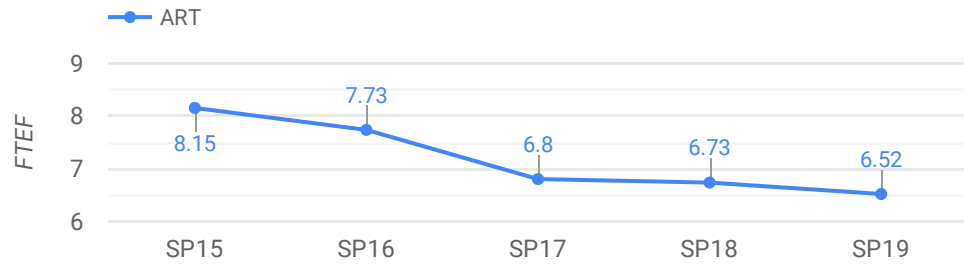
Term	Section	Astra Rec. ▾	Sections Scheduled	Seats Needed	Seats Offered	Snapshot Date
SP19	ARTPH 300	Reduction	4	70	96	Feb 4, 2019
SP19	FASHN 300	Reduction	2	13	31	Feb 4, 2019
SP19	HM 300	Reduction	4	72	120	Feb 4, 2019
SP19	MUIVI 340	Reduction	5	110	150	Feb 4, 2019
SP19	TAFILM 300	Reduction	4	153	155	Feb 4, 2019
SP19	ARTNM 404	Addition	0	29	30	Feb 4, 2019
SP19	ARTNM 431	Addition	0	48	30	Feb 4, 2019
SP19	FASHN 320	Addition	0	20	22	Feb 4, 2019
SP19	FASHN 363	Addition	0	27	25	Feb 4, 2019
SP19	HM 360	Addition	1	32	24	Feb 4, 2019





FIVE LIKE TERM ANALYSIS

ART



	2017	2018	2019
Sections Scheduled	29	30	29
Sections Enrolled <22	13	16	17
Sections Filled 75% to 95%	8	8	12
Sections Under Enrolled <75%	2	4	2
Sections over Enrolled >95%	19	18	15

2019 Top OVER-Enrolled Sections

Class	MeetingPat	Enr...	Fill_R...	Cap
ART 300	09:00AM-09:50AM (TR)	38	126.67%	30
ART 300	12:00PM-12:50PM (TR)	38	126.67%	30
ART 300	12:00PM-12:50PM (TR)	30	100.00%	30

1 - 3 / 3 < >

2019 Top UNDER-Enrolled Sections

Class	MeetingPat	Enrollm...	Fill_...	Cap
No data				

2019 Top Ad Astra Recommendations

Section	Term	Astra Rec.	Sections Scheduled	Seats Needed	Seats Offered	Snapshot Date
No data						

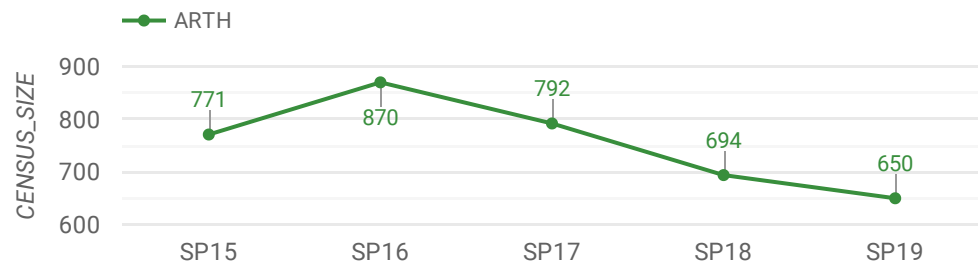
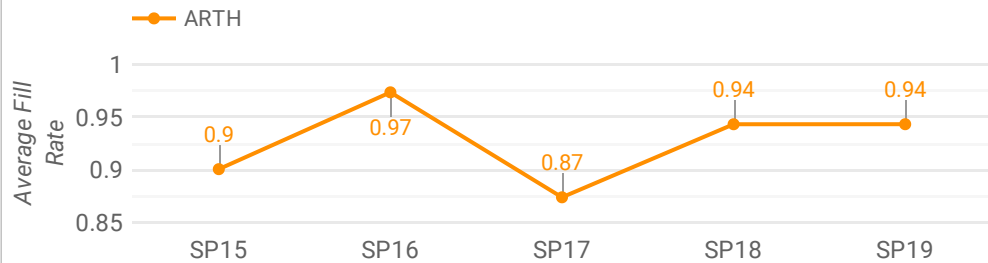
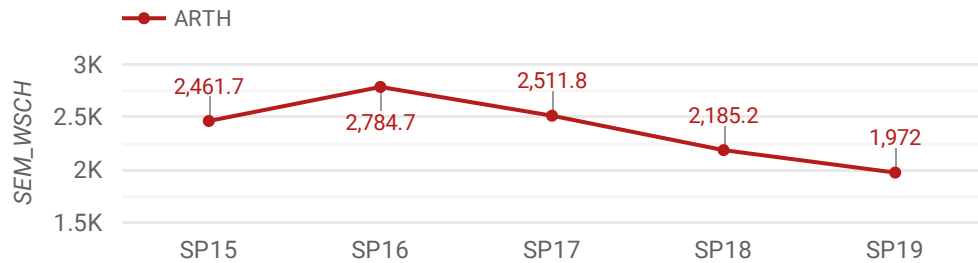
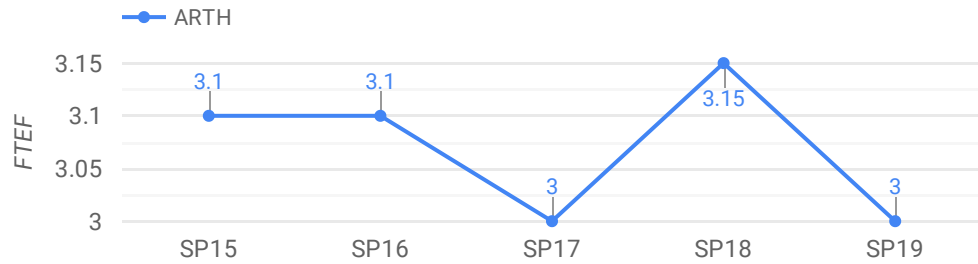
Narrative

FTEF scheduled in ART was reduced by 7.67% (0.5) between FA18 and SP19. WSCH generated in ART reduced by 4.85% (156.56) between FA18 and SP19. The goal for this subject should be to stabilize the WSCH being generated. This would indicate that the goal for next term should be to maintain the SP19 WSCH generation level (3230.57) or to increase this back to the FA18 level (3387.13). Overall enrollment in ART decreased by 3.96% (50 students) between FA18 and SP19. ART had an average fill rate for the SP19 term of 96.82%. This is above the college goal of a maximum fill of 95%. This may indicate that the course caps are too low (i.e. faculty often add in students above the established cap) or that the sections are impacted and additional sections could be added. The Fill Rate Goal for this subject should be to average at 85%.



FIVE LIKE TERM Analysis

ARTH



	2017	2018	2019
Sections Scheduled	13	14	15
Sections Enrolled <22	0	0	1
Sections Filled 75% to 95%	6	4	5
Sections Under Enrolled <75%	2	3	1
Sections over Enrolled >95%	5	7	9

2019 Top OVER-Enrolled Sections

Class	MeetingPat	Enr...	Fill_R...	Cap
ARTH 300	10:30AM-11:50AM (TR)	44	122.22%	36
ARTH 300	06:00PM-07:20PM (TR)	41	113.89%	36
ARTH 300	06:00PM-07:20PM (MW)	40	111.11%	36
ARTH 300	03:00PM-04:20PM (MW)	39	108.33%	36
ARTH 310	09:00AM-10:20AM (TR)	51	102.00%	50

1 - 5 / 9 < >

2019 Top UNDER-Enrolled Sections

Class	MeetingPat	Enrollm...	Fill_...	Cap
No data				

2019 Top Ad Astra Recommendations

Section	Term	Astra Rec.	Sections Scheduled	Seats Needed	Seats Offered	Snapshot Date
No data						

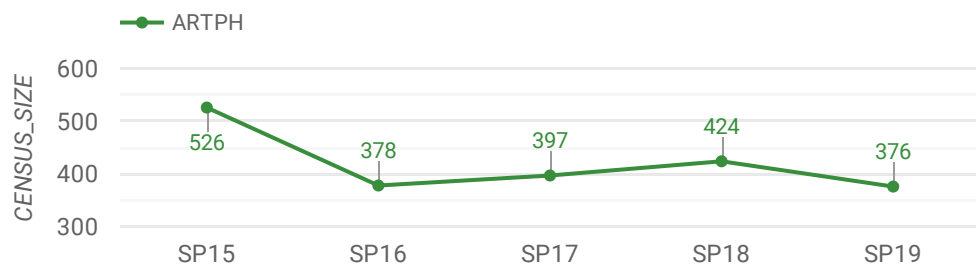
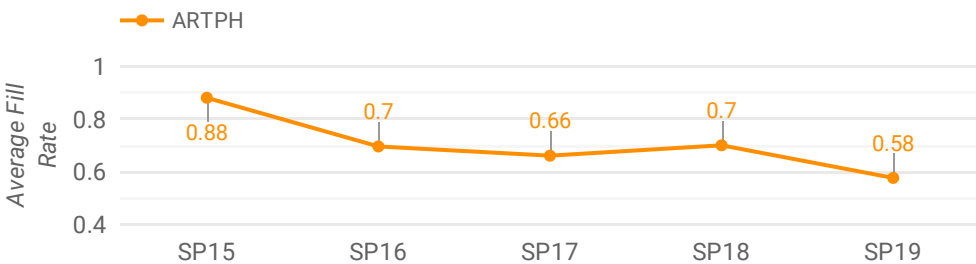
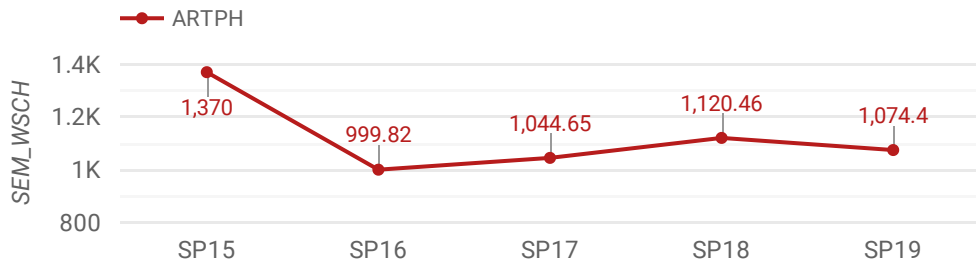
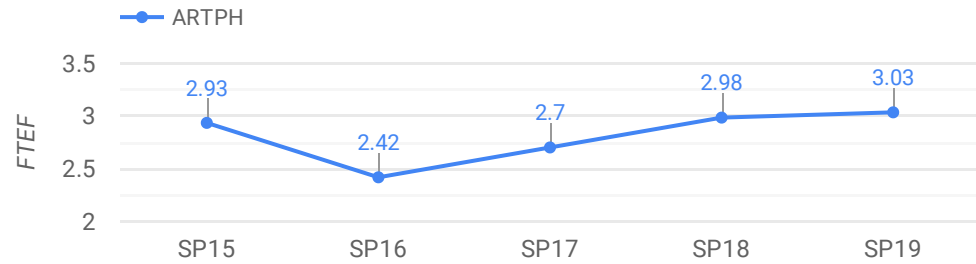
Narrative

FTEF scheduled in ARTH was increased by 13.33% (0.4) between FA18 and SP19. WSCH generated in ARTH increased by 6.77% (133.5) between FA18 and SP19. The WSCH goal for next term should be to maintain at least a 3% increase in WSCH generation. Overall enrollment in ARTH increased by 10.92% (71 students) between FA18 and SP19. ARTH had an average fill rate for the SP19 term of 94.33%. This is within the goal of fill being between 75% and 95%. This indicates that, on average, the sections are neither under-enrolled or over-enrolled. The Fill Rate Goal for this subject should be to average at 85%.



FIVE LIKE TERM ANALYSIS

ARTPH



	2017	2018	2019
Sections Scheduled	10	11	11
Sections Enrolled <22	7	8	10
Sections Filled 75% to 95%	5	5	4
Sections Under Enrolled <75%	4	4	7
Sections over Enrolled >95%	1	2	0

2019 Top OVER-Enrolled Sections

Class	MeetingPat	Enr...	Fill_R...	Cap
No data				

2019 Top UNDER-Enrolled Sections

Class	MeetingPat	Enrollm...	Fill_...	Cap
ARTPH 3...	01:00PM-01:50PM (M...	13	46.43%	28
ARTPH 3...	11:00AM-11:50AM (TR)	12	50.00%	24
ARTPH 3...	06:30PM-07:20PM (TR)	15	53.57%	28
ARTPH 3...	10:30AM-11:20AM (M...	14	56.00%	25
ARTPH 3...	06:30PM-08:35PM (M)	20	71.43%	28

2019 Top Ad Astra Recommendations

Section	Term	Astra Rec.	Sections Scheduled	Seats Needed	Seats Offered	Snapshot Date
ARTPH 3...	SP19	Reduction	4	70	96	Feb 4, 2019

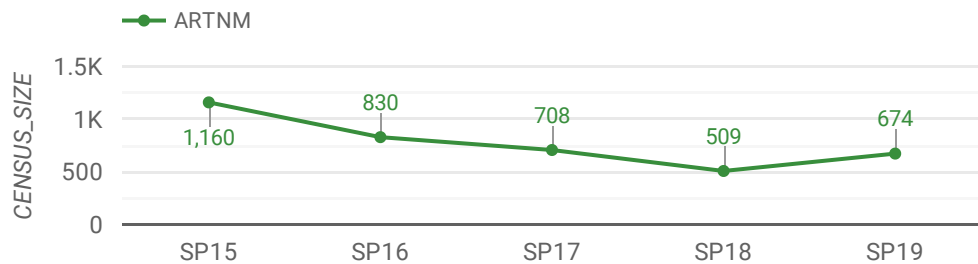
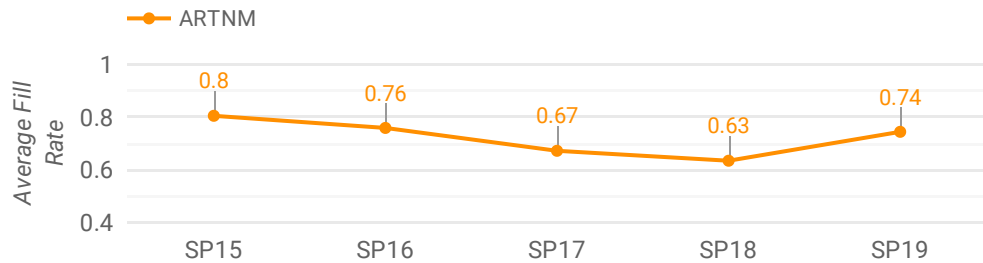
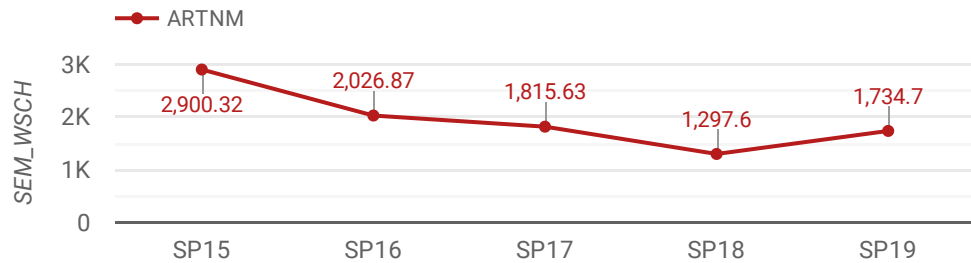
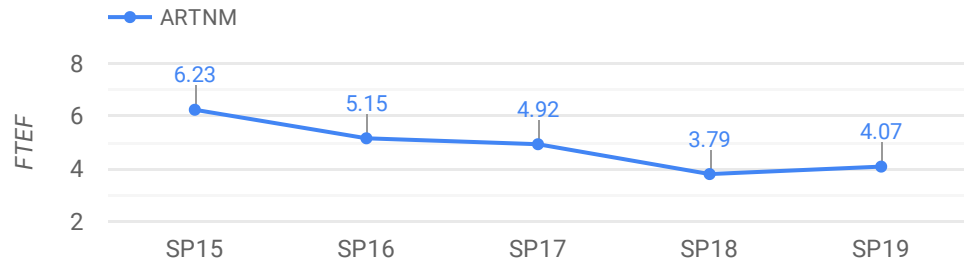
Narrative

FTEF scheduled in ARTPH was increased by 4.95% (0.15) between FA18 and SP19. WSCH generated in ARTPH increased by 9.13% (98.12) between FA18 and SP19. The WSCH goal for next term should be to maintain at least a 3% increase in WSCH generation. Overall enrollment in ARTPH increased by 2.39% (9 students) between FA18 and SP19. ARTPH had an average fill rate for the SP19 term of 57.68%. This is below the college goal of a minimum fill of lower than 75%. Evaluate class caps to ensure that they are appropriate and evaluate whether there might be too many sections offered of certain courses or if courses in the department might be better served by being offered on alternate semesters to stabilize demand. The Fill Rate goal for this subject should be to reach at least 75%.



FIVE LIKE TERM ANALYSIS

ARTNM



	2017	2018	2019
Sections Scheduled	18	14	15
Sections Enrolled <22	10	8	3
Sections Filled 75% to 95%	5	5	9
Sections Under Enrolled <75%	9	6	1
Sections over Enrolled >95%	4	3	5

2019 Top OVER-Enrolled Sections

Class	MeetingPat	Enr...	Fill_R...	Cap
ARTNM 3...	ONLINE	31	103.33%	30
ARTNM 3...	02:00PM-02:50PM (TR)	30	100.00%	30
ARTNM 4...	09:00AM-09:50AM (TR)	30	100.00%	30

1 - 3 / 3 < >

2019 Top UNDER-Enrolled Sections

Class	MeetingPat	Enrollm...	Fill_...	Cap
ARTNM ...	12:15PM-01:25PM (F)	9	30.00%	30

1 - 1 / 1 < >

2019 Top Ad Astra Recommendations

Section	Term	Astra Rec.	Sections Scheduled	Seats Needed	Seats Offered	Snapshot Date
ARTNM ...	SP19	Addition	0	48	30	Feb 4, 2019
ARTNM ...	SP19	Addition	0	29	30	Feb 4, 2019

1 - 2 / 2 < >

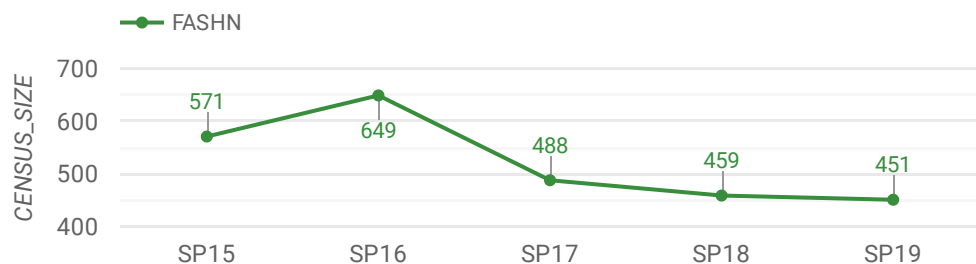
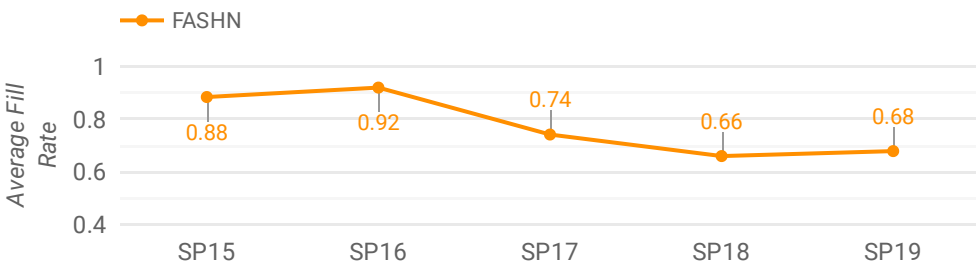
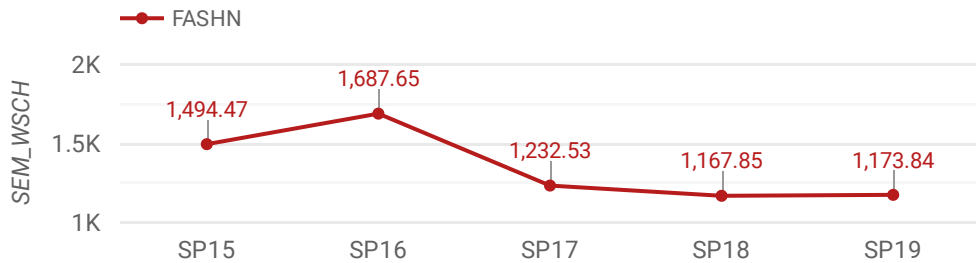
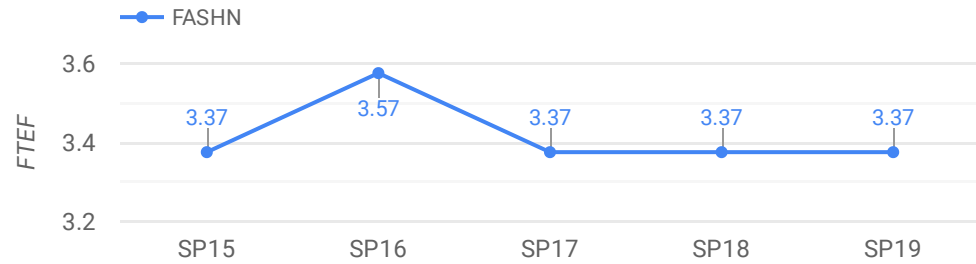
Narrative

FTEF scheduled in ARTNM was increased by 11.59% (0.472) between FA18 and SP19. WSCH generated in ARTNM reduced by 5.49% (95.32) between FA18 and SP19. The goal for this subject should be to stabilize the WSCH being generated. This would indicate that the goal for next term should be to maintain the SP19 WSCH generation level (1734.7) or to increase this back to the FA18 level (1830.02). Overall enrollment in ARTNM decreased by 3.12% (21 students) between FA18 and SP19. ARTNM had an average fill rate for the SP19 term of 74.41%. This is below the college goal of a minimum fill of lower than 75%. Evaluate class caps to ensure that they are appropriate and evaluate whether there might be too many sections offered of certain courses or if courses in the department might be better served by being offered on alternate semesters to stabilize demand. The Fill Rate goal for this subject should be to reach at least 75%. The increase in FTEF scheduled with a corresponding decrease in WSCH generated may indicate that the department has not fully evaluated the capacity of its sections and is offering more sections than student demand would indicate is necessary.



FIVE LIKE TERM ANALYSIS

FASHN



	2017	2018	2019
Sections Scheduled	13	13	13
Sections Enrolled <22	9	10	9
Sections Filled 75% to 95%	4	6	8
Sections Under Enrolled <75%	4	5	3
Sections over Enrolled >95%	5	2	2

2019 Top OVER-Enrolled Sections

Class	MeetingPat	Enr...	Fill_R...	Cap
No data				

2019 Top UNDER-Enrolled Sections

Class	MeetingPat	Enroll...	Fill_...	Cap
FASHN 393	06:00PM-06:50PM (MW)	8	36.36%	22
FASHN 382	02:30PM-03:20PM (MW)	7	58.33%	12
FASHN 358	11:30AM-12:20PM (MW)	13	59.09%	22

2019 Top Ad Astra Recommendations

Section	Term	Astra Rec.	Sections Scheduled	Seats Needed	Seats Offered	Snapshot Date
FASHN 363	SP19	Addition	0	27	25	Feb 4, 2019
FASHN 320	SP19	Addition	0	20	22	Feb 4, 2019
FASHN 300	SP19	Reduction	2	13	31	Feb 4, 2019

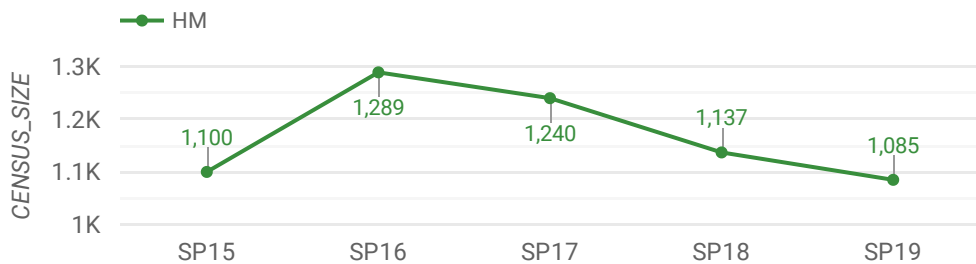
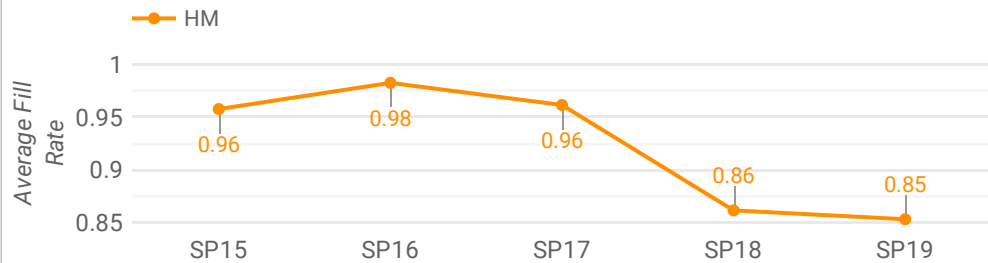
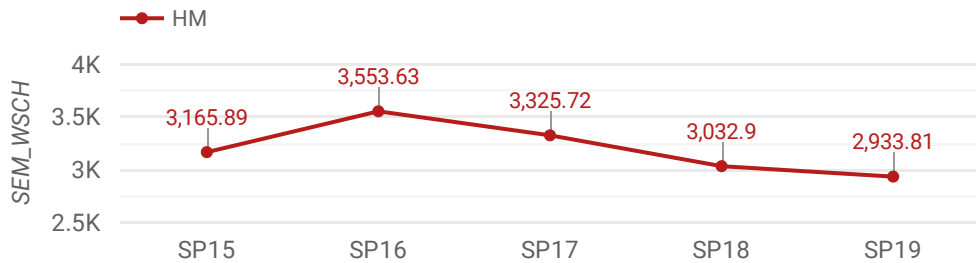
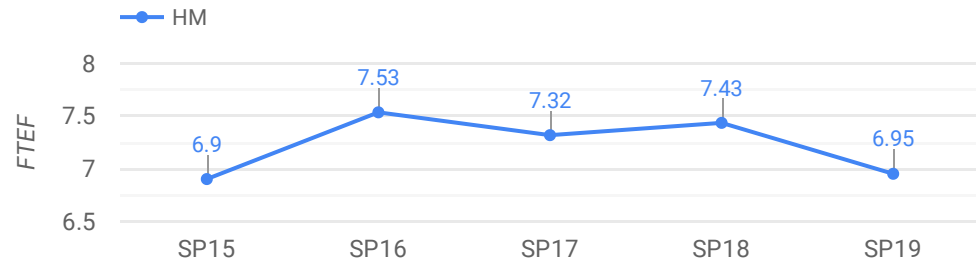
Narrative

FTEF scheduled in FASHN was increased by 3.21% (0.108) between FA18 and SP19. WSCH generated in FASHN reduced by 14.56% (170.86) between FA18 and SP19. The goal for this subject should be to stabilize the WSCH being generated. This would indicate that the goal for next term should be to maintain the SP19 WSCH generation level (1173.84) or to increase this back to the FA18 level (1344.7). Overall enrollment in FASHN decreased by 6.87% (31 students) between FA18 and SP19. FASHN had an average fill rate for the SP19 term of 67.85%. This is below the college goal of a minimum fill of lower than 75%. Evaluate class caps to ensure that they are appropriate and evaluate whether there might be too many sections offered of certain courses or if courses in the department might be better served by being offered on alternate semesters to stabilize demand. The Fill Rate goal for this subject should be to reach at least 75%. The increase in FTEF scheduled with a corresponding decrease in WSCH generated may indicate that the department has not fully evaluated the capacity of its sections and is offering more sections than student demand would indicate is necessary.



FIVE LIKE TERM ANALYSIS

HM



	2017	2018	2019
Sections Scheduled	33	34	32
Sections Enrolled <22	10	13	11
Sections Filled 75% to 95%	13	10	10
Sections Under Enrolled <75%	3	9	8
Sections over Enrolled >95%	17	15	14

2019 Top OVER-Enrolled Sections

Class	MeetingPat	Enr...	Fill_R...	Cap
HM 110	12:30PM-02:20PM (T)	40	100.00%	40
HM 120	12:00PM-02:05PM (M)	30	100.00%	30
HM 310	09:00AM-12:10PM (T)	39	97.50%	40
HM 100	10:00AM-11:25AM (MW)	29	96.67%	30

1 - 4 / 4 < >

2019 Top UNDER-Enrolled Sections

Class	MeetingPat	Enrollm...	Fill_...	Cap
HM 300	06:00PM-09:05PM (M)	15	37.50%	40
HM 300	02:00PM-05:05PM (M)	17	42.50%	40
HM 101	12:30PM-01:50PM (W)	16	53.33%	30
HM 375	01:00PM-02:50PM (W)	15	60.00%	25
HM 310	07:00PM-10:05PM (R)	27	67.50%	40

1 - 5 / 7 < >

2019 Top Ad Astra Recommendations

Section	Term	Astra Rec.	Sections Scheduled	Seats Needed	Seats Offered	Snapshot Date
HM 300	SP19	Reduction	4	72	120	Feb 4, 2019
HM 360	SP19	Addition	1	32	24	Feb 4, 2019

1 - 2 / 2 < >

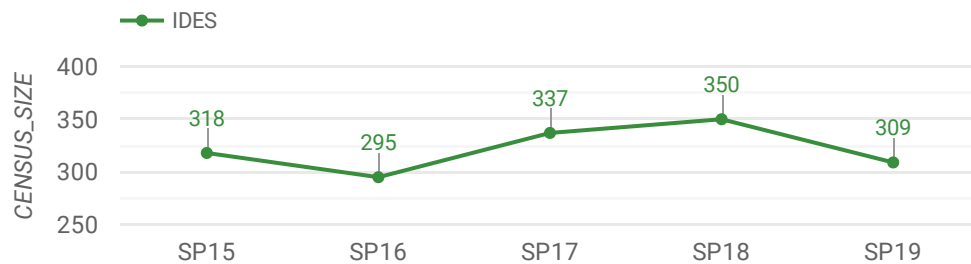
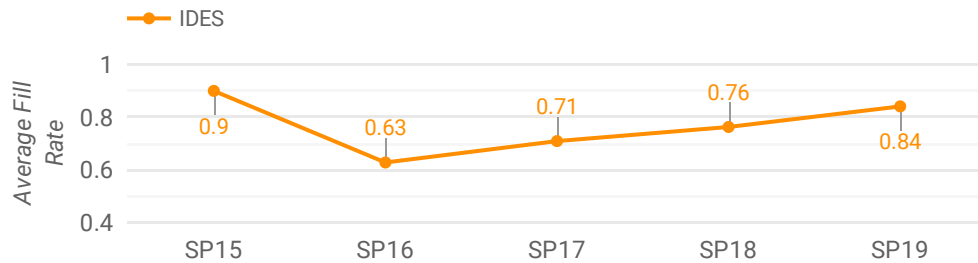
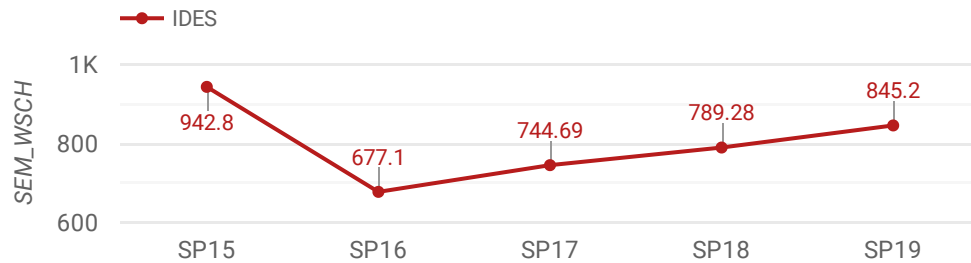
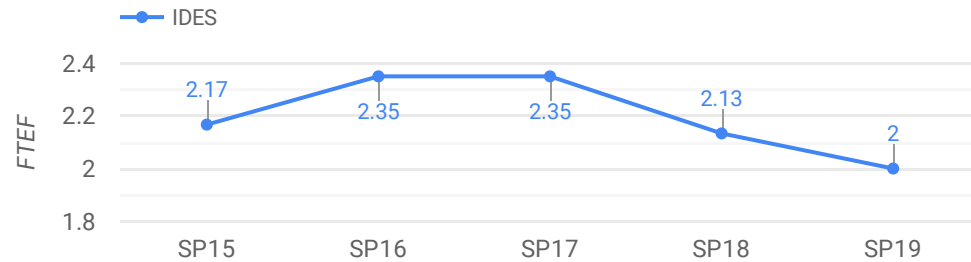
Narrative

FTEF scheduled in HM was reduced by 2.88% (0.2) between FA18 and SP19. WSCH generated in HM reduced by 8.65% (253.71) between FA18 and SP19. The goal for this subject should be to stabilize the WSCH being generated. This would indicate that the goal for next term should be to maintain the SP19 WSCH generation level (2933.81) or to increase this back to the FA18 level (3187.52). Overall enrollment in HM decreased by 3.69% (40 students) between FA18 and SP19. HM had an average fill rate for the SP19 term of 85.31%. This is within the goal of fill being between 75% and 95%. This indicates that, on average, the sections are neither under-enrolled or over-enrolled. The Fill Rate Goal for this subject should be to average at 85%.



FIVE LIKE TERM ANALYSIS

IDES



	2017	2018	2019
Sections Scheduled	15	14	11
Sections Enrolled <22	8	5	4
Sections Filled 75% to 95%	7	6	2
Sections Under Enrolled <75%	7	4	3
Sections over Enrolled >95%	1	4	6

2019 Top OVER-Enrolled Sections

Class	MeetingPat	Enr...	Fill_R...	Cap
IDES 330	ONLINE	36	120.00%	30
IDES 312	ONLINE	33	110.00%	30
IDES 326	ONLINE	32	106.67%	30
IDES 310	ONLINE	30	100.00%	30
IDES 300	ONLINE	29	96.67%	30

2019 Top UNDER-Enrolled Sections

Class	MeetingPat	Enrollm...	Fill_...	Cap
IDES 131	ONLINE	18	60.00%	30
IDES 300	05:00PM-06:20PM (M...	21	70.00%	30

2019 Top Ad Astra Recommendations

Section	Term	Astra Rec.	Sections Scheduled	Seats Needed	Seats Offered	Snapshot Date
IDES 131	SP19	Addition	0	28	30	Feb 4, 2019

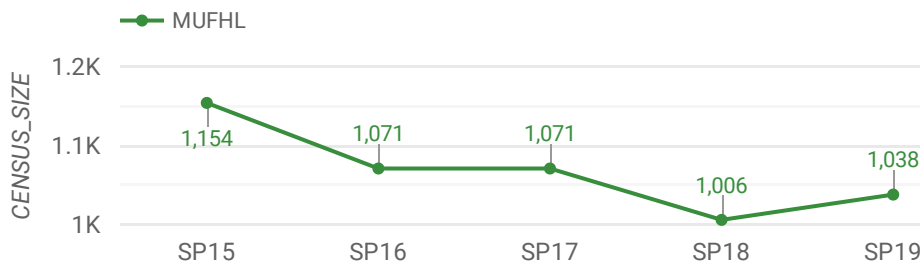
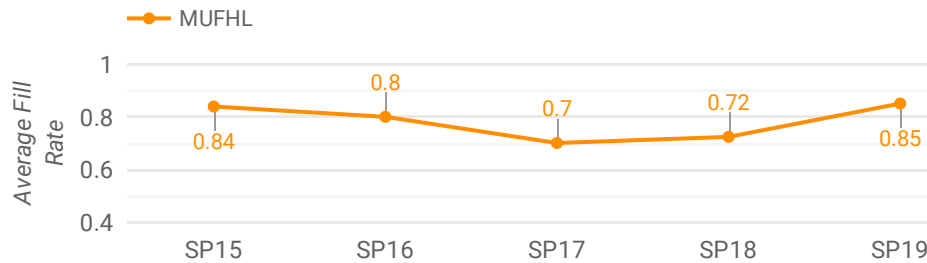
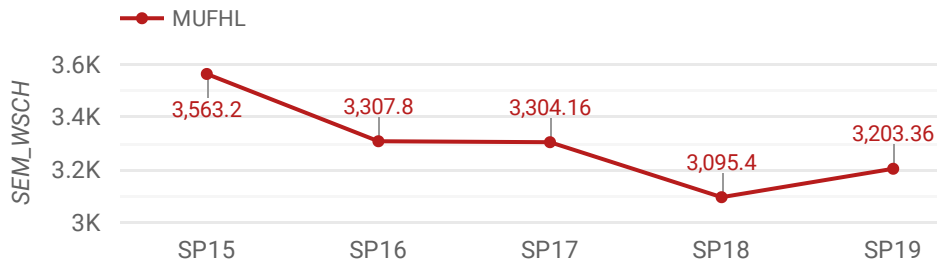
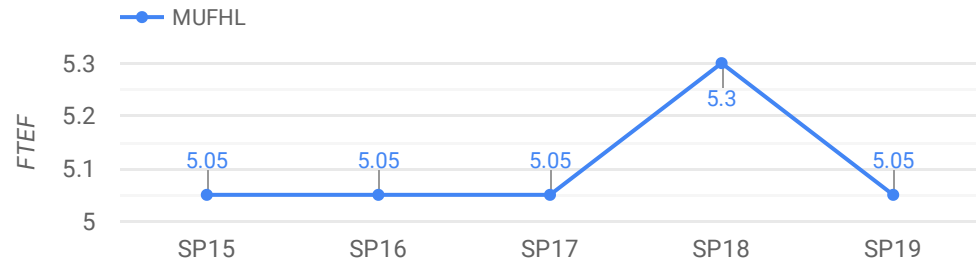
Narrative

FTEF scheduled in IDES was increased by 4.17% (0.083) between FA18 and SP19. WSCH generated in IDES increased by 16.61% (140.4) between FA18 and SP19. The WSCH goal for next term should be to maintain at least a 3% increase in WSCH generation. Overall enrollment in IDES increased by 18.45% (57 students) between FA18 and SP19. IDES had an average fill rate for the SP19 term of 84.07%. This is within the goal of fill being between 75% and 95%. This indicates that, on average, the sections are neither under-enrolled or over-enrolled. The Fill Rate Goal for this subject should be to average at 85%.



FIVE LIKE TERM ANALYSIS

MUFHL



	2017	2018	2019
Sections Scheduled	21	21	23
Sections Enrolled <22	4	5	5
Sections Filled 75% to 95%	13	6	7
Sections Under Enrolled <75%	4	8	3
Sections over Enrolled >95%	4	7	13

2019 Top OVER-Enrolled Sections

Class	MeetingPat	Enr...	Fill_R...	Cap
MUFHL 3...	ONLINE	66	132.00%	50
MUFHL 3...	ONLINE	63	126.00%	50
MUFHL 3...	01:30PM-02:50PM (MW)	59	118.00%	50
MUFHL 3...	12:00PM-01:20PM (TR)	59	118.00%	50
MUFHL 3...	ONLINE	58	116.00%	50

1 - 5 / 12 < >

2019 Top UNDER-Enrolled Sections

Class	MeetingPat	Enrollm...	Fill_...	Cap
MUFHL 4...	01:00AM-01:00AM (TB...	0	0.00%	1
MUFHL 3...	09:00AM-10:20AM (TR)	18	36.00%	50
MUFHL 4...	01:30PM-02:50PM (TR)	10	50.00%	20
MUFHL 3...	10:30AM-11:50AM (M...	22	73.33%	30

1 - 4 / 4 < >

2019 Top Ad Astra Recommendations

Section	Term	Astra Rec.	Sections Scheduled	Seats Needed	Seats Offered	Snapshot Date
No data						

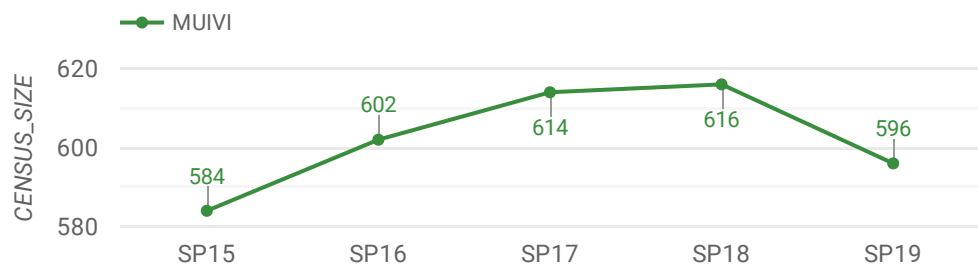
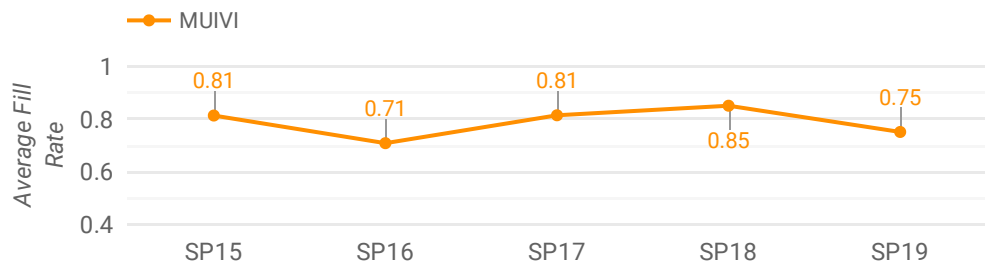
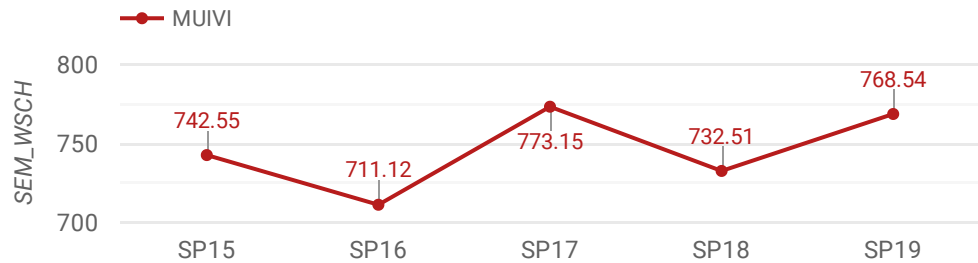
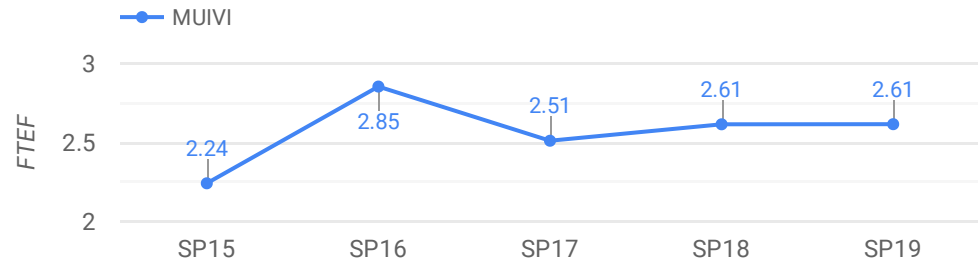
Narrative

FTEF scheduled in MUFHL was reduced by 7.59% (0.383) between FA18 and SP19. WSCH generated in MUFHL reduced by 8.61% (275.68) between FA18 and SP19. The goal for this subject should be to stabilize the WSCH being generated. This would indicate that the goal for next term should be to maintain the SP19 WSCH generation level (3203.36) or to increase this back to the FA18 level (3479.04). Overall enrollment in MUFHL decreased by 9.83% (102 students) between FA18 and SP19. MUFHL had an average fill rate for the SP19 term of 85.15%. This is within the goal of fill being between 75% and 95%. This indicates that, on average, the sections are neither under-enrolled or over-enrolled. The Fill Rate Goal for this subject should be to average at 85%.



FIVE LIKE TERM ANALYSIS

MUIVI



	2017	2018	2019
Sections Scheduled	44	48	46
Sections Enrolled <22	40	44	41
Sections Filled 75% to 95%	6	6	7
Sections Under Enrolled <75%	11	10	7
Sections over Enrolled >95%	27	32	32

2019 Top OVER-Enrolled Sections

Class	MeetingPat	Enr...	Fill_R...	Cap
MUIVI 3...	12:00PM-12:50PM (MW)	29	96.67%	30

1 - 1 / 1

2019 Top UNDER-Enrolled Sections

Class	MeetingPat	Enrollm...	Fill_...	Cap
MUIVI 4...	01:00AM-01:00AM (TBA)	0	0.00%	1
MUIVI 4...	Positive Attendance no...	0	0.00%	1
MUIVI 4...	01:00AM-01:00AM (TBA)	0	0.00%	1
MUIVI 4...	01:00AM-01:00AM (TBA)	0	0.00%	1
MUIVI 3...	03:00PM-03:50PM (MW)	18	60.00%	30

1 - 5 / 5

2019 Top Ad Astra Recommendations

Section	Term	Astra Rec.	Sections Scheduled	Seats Needed	Seats Offered	Snapshot Date
MUIVI 340	SP19	Reduction	5	110	150	Feb 4, 2019
MUIVI 311	SP19	Addition	2	11	11	Feb 4, 2019
MUIVI 321	SP19	Addition	2	5	4	Feb 4, 2019

1 - 3 / 3

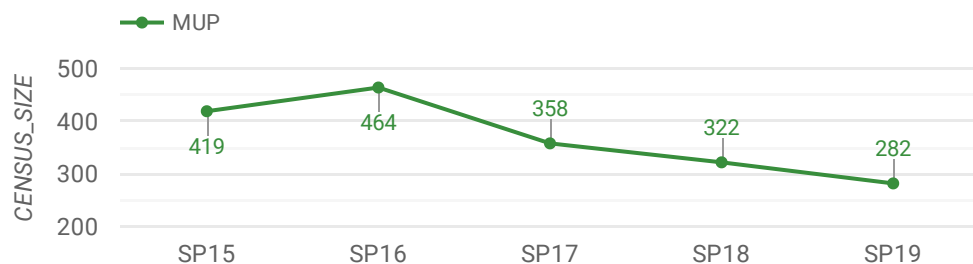
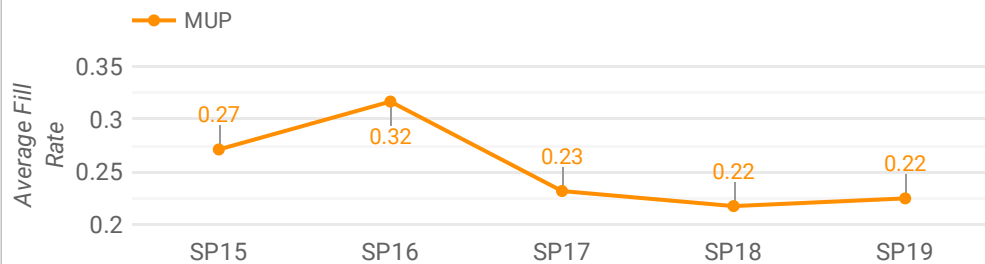
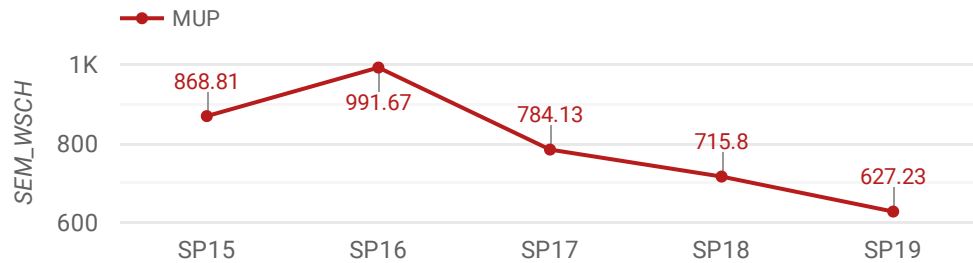
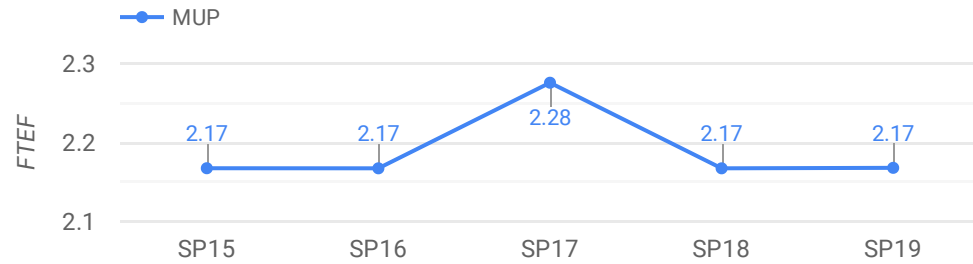
Narrative

FTEF scheduled in MUIVI was increased by 18.75% (0.49) between FA18 and SP19. WSCH generated in MUIVI increased by 16.17% (124.29) between FA18 and SP19. The WSCH goal for next term should be to maintain at least a 3% increase in WSCH generation. Overall enrollment in MUIVI decreased by 30.03% (179 students) between FA18 and SP19. MUIVI had an average fill rate for the SP19 term of 75.12%. This is within the goal of fill being between 75% and 95%. This indicates that, on average, the sections are neither under-enrolled or over-enrolled. The Fill Rate Goal for this subject should be to average at 85%.



FIVE LIKE TERM ANALYSIS

MUP



	2017	2018	2019
Sections Scheduled	13	13	14
Sections Enrolled <22	12	12	14
Sections Filled 75% to 95%	0	0	0
Sections Under Enrolled <75%	13	13	14
Sections over Enrolled >95%	0	0	0

2019 Top OVER-Enrolled Sections

Class	MeetingPat	Enr...	Fill_R...	Cap
No data				

2019 Top UNDER-Enrolled Sections

Class	MeetingPat	Enrollm...	Fill_...	Cap
MUP 420	Positive Attendance no...	0	0.00%	20
MUP 324	12:00PM-12:25PM (TR)	0	0.00%	5
MUP 331	04:30PM-05:35PM (M)	0	0.00%	50
MUP 420	Positive Attendance no...	1	2.00%	50
MUP 420	Positive Attendance no...	1	5.00%	20

2019 Top Ad Astra Recommendations

Section	Term	Astra Rec.	Sections Scheduled	Seats Needed	Seats Offered	Snapshot Date
No data						

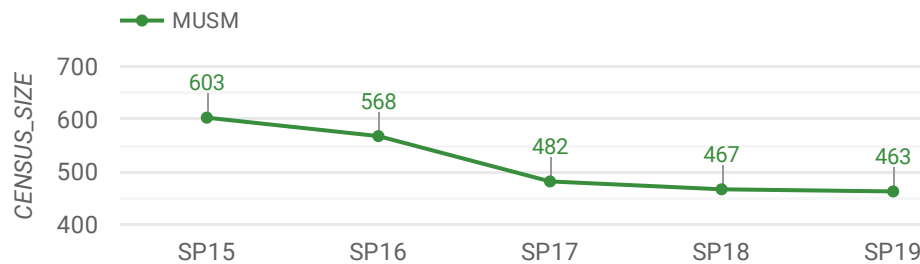
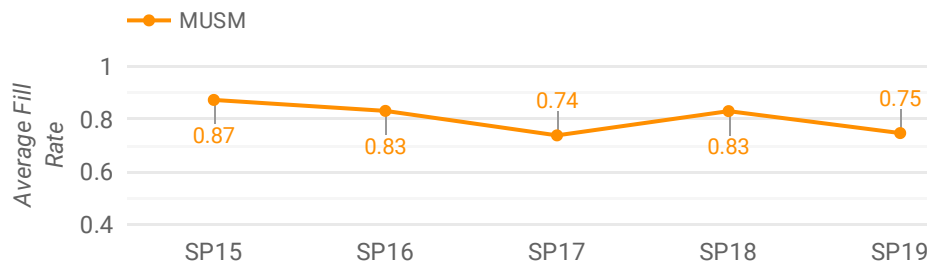
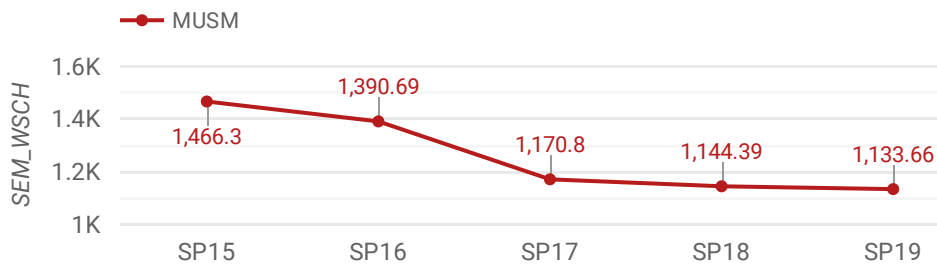
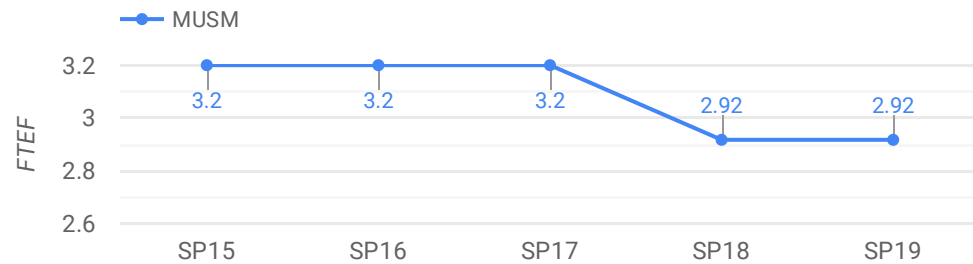
Narrative

FTEF scheduled in MUP was reduced by 9.2% (0.199) between FA18 and SP19. WSCH generated in MUP reduced by 10.81% (67.8) between FA18 and SP19. The goal for this subject should be to stabilize the WSCH being generated. This would indicate that the goal for next term should be to maintain the SP19 WSCH generation level (627.23) or to increase this back to the FA18 level (695.03). Overall enrollment in MUP increased by 24.47% (69 students) between FA18 and SP19. MUP had an average fill rate for the SP19 term of 22.47%. This is below the college goal of a minimum fill of lower than 75%. Evaluate class caps to ensure that they are appropriate and evaluate whether there might be too many sections offered of certain courses or if courses in the department might be better served by being offered on alternate semesters to stabilize demand. The Fill Rate goal for this subject should be to reach at least 75%.



FIVE LIKE TERM ANALYSIS

MUSM



	2017	2018	2019
Sections Scheduled	15	14	14
Sections Enrolled <22	8	8	8
Sections Filled 75% to 95%	4	2	1
Sections Under Enrolled <75%	7	6	8
Sections over Enrolled >95%	4	6	5

2019 Top OVER-Enrolled Sections

Class	MeetingPat	Enr...	Fill_R...	Cap
No data				

2019 Top UNDER-Enrolled Sections

Class	MeetingPat	Enro...	Fill_...	Cap
MUSM 356	04:00PM-07:05PM (W)	10	40.00%	25
MUSM 140	09:00AM-09:50AM (MW)	14	46.67%	30
MUSM 352	10:30AM-11:20AM (MW)	13	52.00%	25
MUSM 113	12:00PM-01:20PM (TR)	16	53.33%	30
MUSM 350	01:30PM-02:20PM (MW)	14	56.00%	25

2019 Top Ad Astra Recommendations

Section	Term	Astra Rec.	Sections Scheduled	Seats Needed	Seats Offered	Snapshot Date
No data						

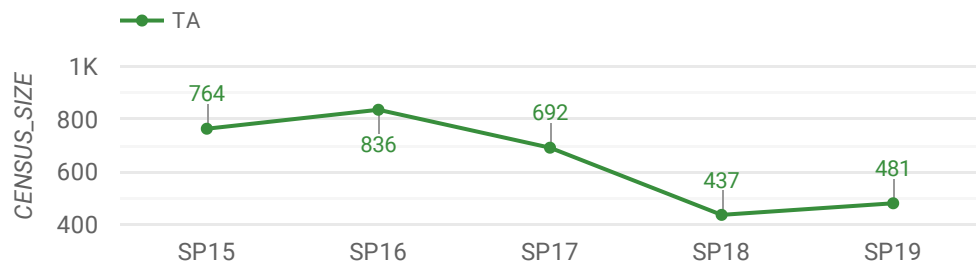
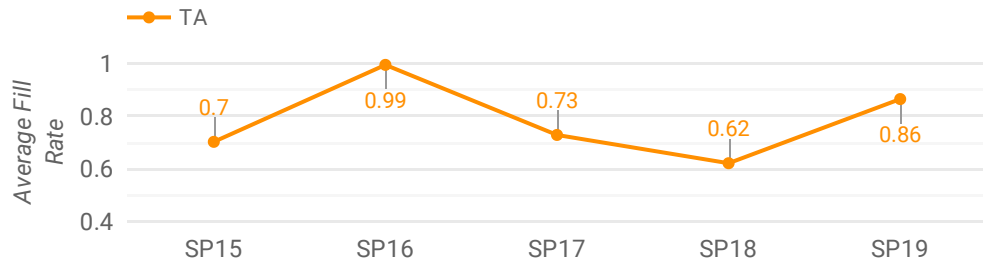
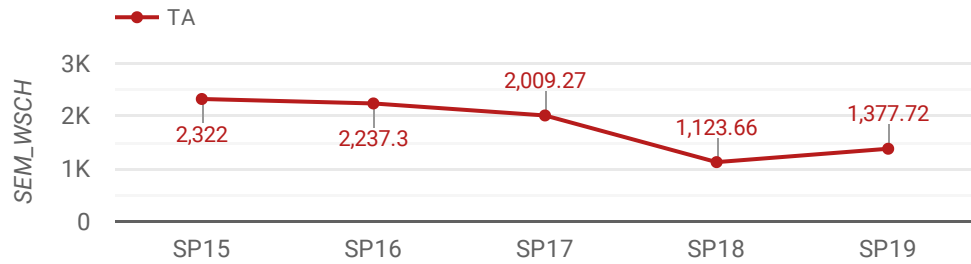
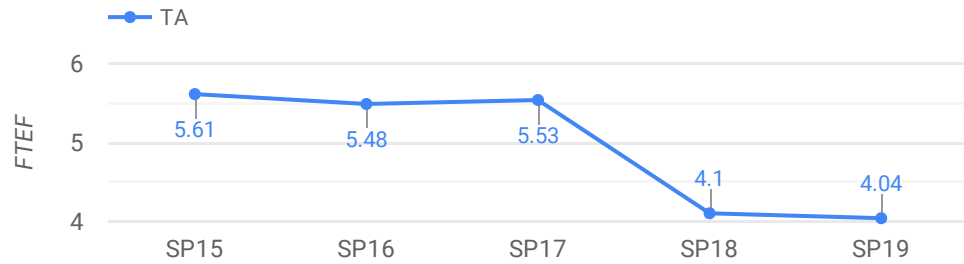
Narrative

FTEF scheduled in MUSM remained unchanged between FA18 and SP19. WSCH generated in MUSM reduced by 9.46% (107.29) between FA18 and SP19. The goal for this subject should be to stabilize the WSCH being generated. This would indicate that the goal for next term should be to maintain the SP19 WSCH generation level (1133.66) or to increase this back to the FA18 level (1240.95). Overall enrollment in MUSM decreased by 9.07% (42 students) between FA18 and SP19. MUSM had an average fill rate for the SP19 term of 74.69%. This is below the college goal of a minimum fill of lower than 75%. Evaluate class caps to ensure that they are appropriate and evaluate whether there might be too many sections offered of certain courses or if courses in the department might be better served by being offered on alternate semesters to stabilize demand. The Fill Rate goal for this subject should be to reach at least 75%.



FIVE LIKE TERM ANALYSIS

TA



	2017	2018	2019
Sections Scheduled	23	17	17
Sections Enrolled <22	16	13	11
Sections Filled 75% to 95%	6	5	5
Sections Under Enrolled <75%	8	7	4
Sections over Enrolled >95%	9	5	8

2019 Top OVER-Enrolled Sections

Class	MeetingPat	Enr...	Fill_R...	Cap
TA 300	09:00AM-10:20AM (TR)	35	100.00%	35

1 - 1 / 1 < >

2019 Top UNDER-Enrolled Sections

Class	MeetingPat	Enro...	Fill_...	Cap
TA 437	10:30AM-11:20AM (TR)	12	66.67%	18
TA 350	12:00PM-01:20PM (TR)	16	72.73%	22
TA 350	10:30AM-11:50AM (MW)	16	72.73%	22

1 - 3 / 3 < >

2019 Top Ad Astra Recommendations

Section	Term	Astra Rec.	Sections Scheduled	Seats Needed	Seats Offered	Snapshot Date
TA 366	SP19	Addition	0	21	22	Feb 4, 2019

1 - 1 / 1 < >

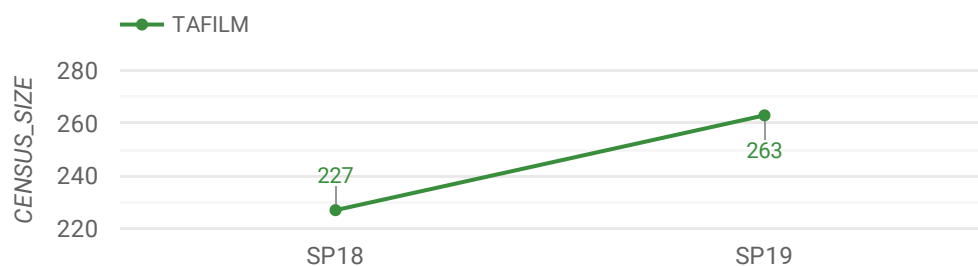
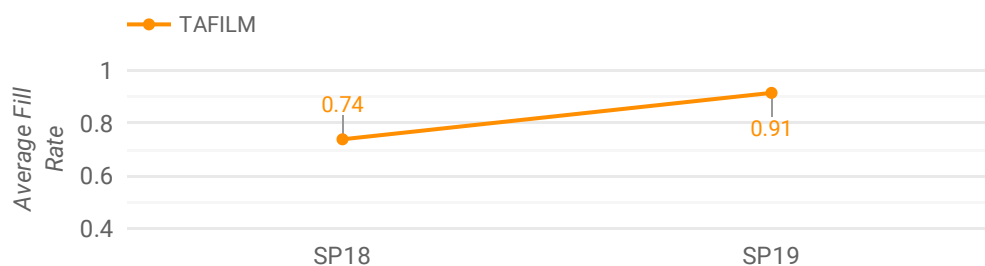
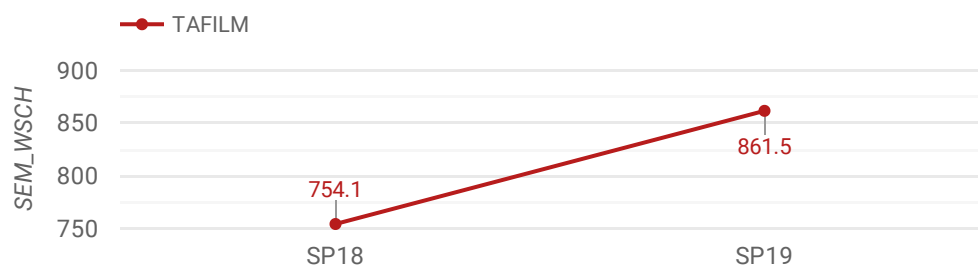
Narrative

FTEF scheduled in TA was increased by 7.54% (0.304) between FA18 and SP19. WSCH generated in TA increased by 13.84% (190.64) between FA18 and SP19. The WSCH goal for next term should be to maintain at least a 3% increase in WSCH generation. Overall enrollment in TA increased by 10.4% (50 students) between FA18 and SP19. TA had an average fill rate for the SP19 term of 86.46%. This is within the goal of fill being between 75% and 95%. This indicates that, on average, the sections are neither under-enrolled or over-enrolled. The Fill Rate Goal for this subject should be to average at 85%.



FIVE LIKE TERM ANALYSIS

TAFILM



	2017	2018	2019
Sections Scheduled	-	6	6
Sections Enrolled <22	-	0	1
Sections Filled 75% to 95%	-	2	1
Sections Under Enrolled <75%	-	3	1
Sections over Enrolled >95%	-	1	4

2019 Top OVER-Enrolled Sections

Class	MeetingPat	Enr...	Fill_R...	Cap
TAFILM 307	09:00AM-10:20AM (M...	40	114.29%	35
TAFILM 300	09:00AM-10:20AM (TR)	71	101.43%	70
TAFILM 300	01:30PM-04:35PM (R)	50	100.00%	50
TAFILM 307	07:00PM-10:05PM (W)	34	97.14%	35

1 - 4 / 4 < >

2019 Top UNDER-Enrolled Sections

Class	MeetingPat	Enro...	Fill_...	Cap
TAFILM 3...	01:30PM-04:35PM (T)	21	42.00%	50

1 - 1 / 1 < >

2019 Top Ad Astra Recommendations

Section	Term	Astra Rec.	Sections Scheduled	Seats Needed	Seats Offered	Snapshot Date
TAFILM 300	SP19	Reduction	4	153	155	Feb 4, 2019

1 - 1 / 1 < >

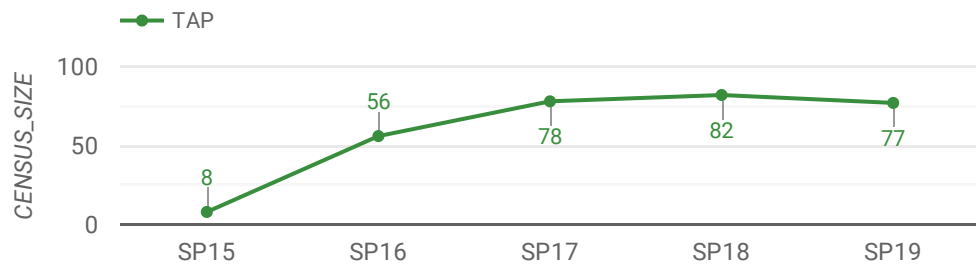
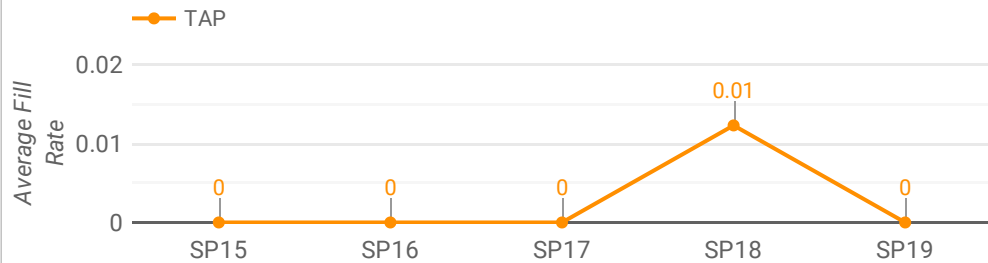
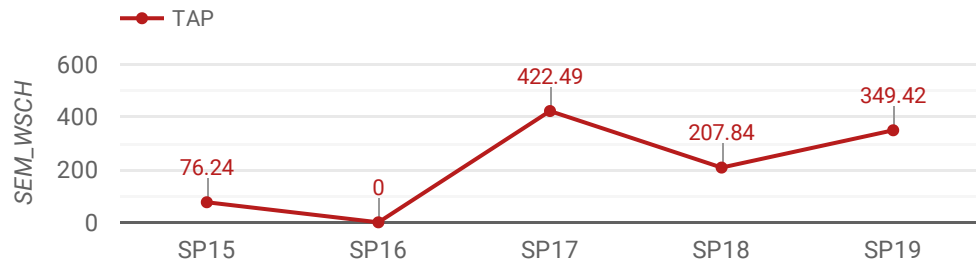
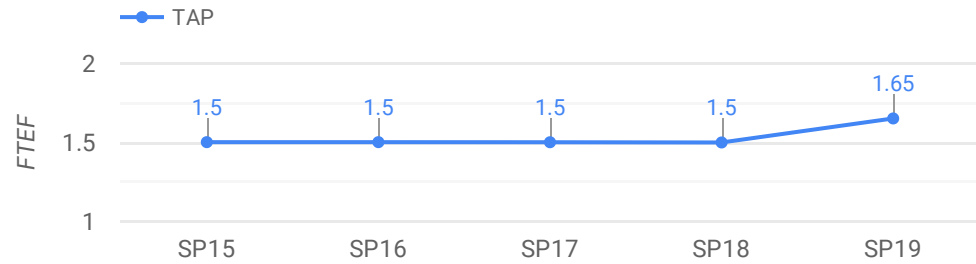
Narrative

FTEF scheduled in TAFILM was increased by 23.01% (0.389) between FA18 and SP19. WSCH generated in TAFILM reduced by 15.88% (136.8) between FA18 and SP19. The goal for this subject should be to stabilize the WSCH being generated. This would indicate that the goal for next term should be to maintain the SP19 WSCH generation level (861.5) or to increase this back to the FA18 level (998.3). Overall enrollment in TAFILM decreased by 16.35% (43 students) between FA18 and SP19. TAFILM had an average fill rate for the SP19 term of 91.48%. This is within the goal of fill being between 75% and 95%. This indicates that, on average, the sections are neither under-enrolled or over-enrolled. The Fill Rate Goal for this subject should be to average at 85%. The increase in FTEF scheduled with a corresponding decrease in WSCH generated may indicate that the department has not fully evaluated the capacity of its sections and is offering more sections than student demand would indicate is necessary.



FIVE LIKE TERM ANALYSIS

TAP



	2017	2018	2019
Sections Scheduled	4	4	6
Sections Enrolled <22	4	4	6
Sections Filled 75% to 95%	0	0	0
Sections Under Enrolled <75%	4	4	6
Sections over Enrolled >95%	0	0	0

2019 Top OVER-Enrolled Sections

Class	MeetingPat	Enr...	Fill_R...	Cap
No data				

2019 Top UNDER-Enrolled Sections

Class	MeetingPat	Enro...	Fill_...	Cap
No data				

2019 Top Ad Astra Recommendations

Section	Term	Astra Rec.	Sections Scheduled	Seats Needed	Seats Offered	Snapshot Date
No data						

Narrative

FTEF scheduled in TAP was increased by 9.09% (0.15) between FA18 and SP19. WSCH generated in TAP reduced by 55.45% (193.77) between FA18 and SP19. The goal for this subject should be to stabilize the WSCH being generated. This would indicate that the goal for next term should be to maintain the SP19 WSCH generation level (349.42) or to increase this back to the FA18 level (543.19). Overall enrollment in TAP increased by 22.08% (17 students) between FA18 and SP19. TAP had an average fill rate for the SP19 term of 0.0%. This is below the college goal of a minimum fill of lower than 75%. Evaluate class caps to ensure that they are appropriate and evaluate whether there might be too many sections offered of certain courses or if courses in the department might be better served by being offered on alternate semesters to stabilize demand. The Fill Rate goal for this subject should be to reach at least 75%. The increase in FTEF scheduled with a corresponding decrease in WSCH generated may indicate that