



PET Data Share – Labor Market Info (State)

American River College ranks 3rd in the state of California and 1st in the Greater Sacramento Microregion for employment rates, the percentage of students employed two quarters after exiting post-secondary education (68%). In terms of the total number of exiting students employed, ARC ranks 1st in the state with 11,057, which is over 30% more than the 2nd ranked college.

Statewide (for all programs), the entry-level salary was \$35,009 and the median annual salary was \$64,207. Salaries were similar for the Greater Sacramento Microregion, with a higher entry-level salary of \$35,323 and a lower median annual salary of \$61,812. Entry-level and median annual salaries statewide and for the Greater Sacramento Microregion are provided for the top 5 occupations in 2021.

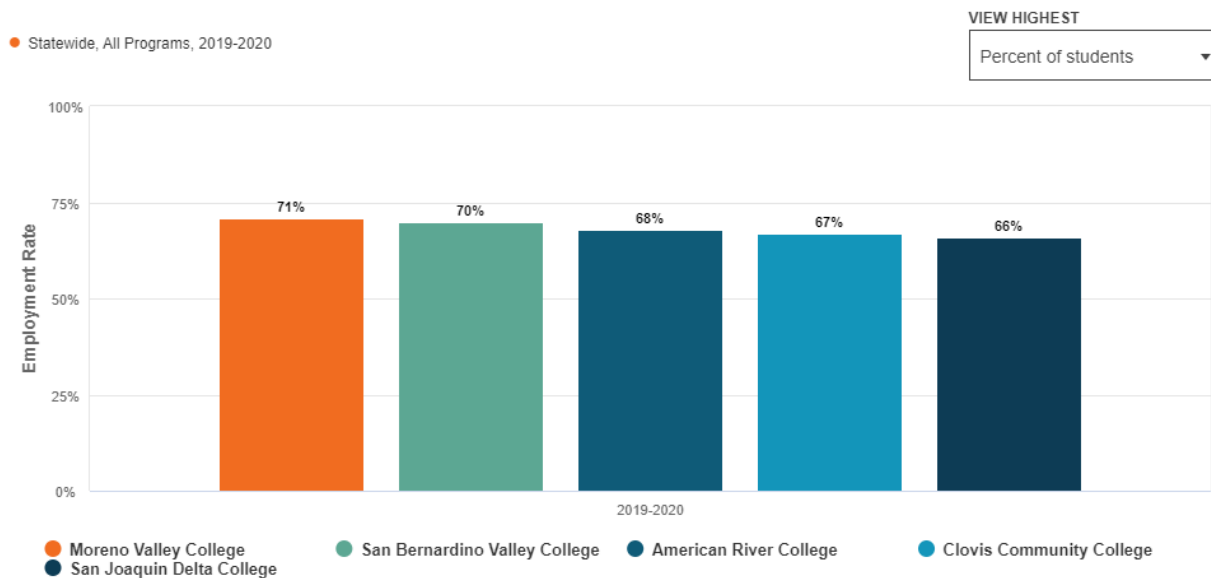
The top 5 projected occupations (by number of job openings) statewide from 2021 to 2026 include Home Health and Personal Care Aides, Retail Salespersons, Heavy and Tractor-Trailer Truck Drivers, Real Estate Sales Agents, and Office Clerks. Four of these 5 are also among the top 5 projected occupations (by number of job openings) in the Greater Sacramento Microregion, with Management Analysts making the top 5 in place of Real Estate Sales Agents.

Employment Rates

American River College ranks 3rd in the state of California for the percent of exiting students employed two quarters after exiting post-secondary education at 68%¹.

Top Five Colleges for Employment Rates

Top five colleges with the highest percentage of exiting Community College Pipeline Students who were employed two quarters after exiting post-secondary education



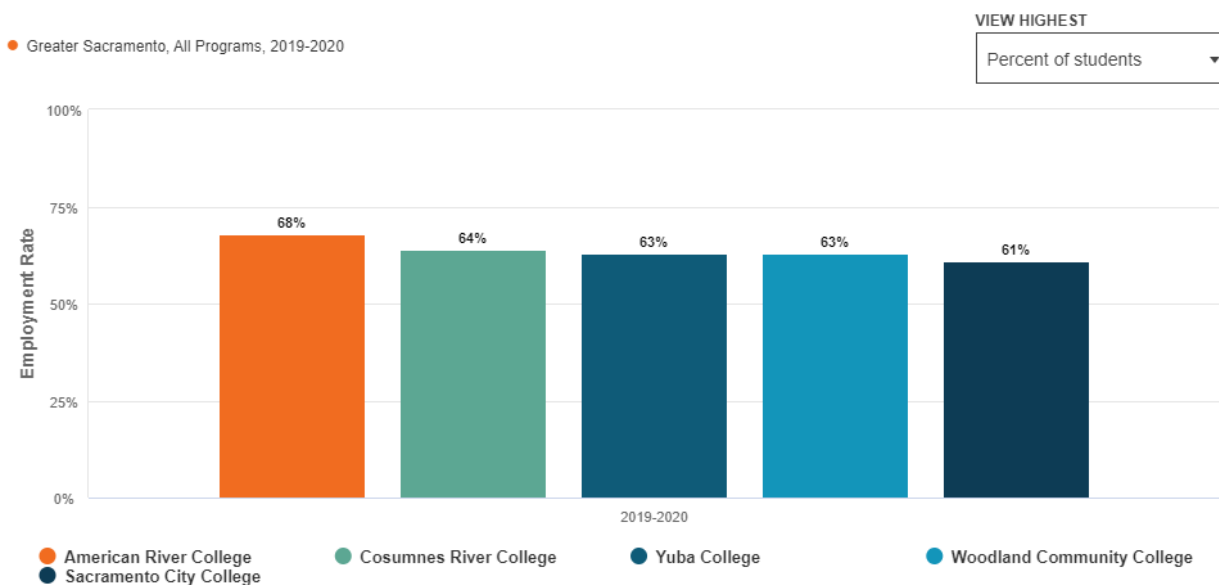
Source: Chancellor's Office Management Information System, National Student Clearing House, CSU/UC Match

¹ Notes: All data extracted from the California Community Colleges Chancellor's Office Launchboard hosted by Cal-PASS Plus: [Community College Pipeline dashboard](#). 2019-2020 was the most recent year available for employment and earnings data. Additional Resources: [Understanding Employment and Earnings Data](#).

American River College ranks 1st in the Greater Sacramento Microregion for the percent of exiting students employed two quarters after exiting post-secondary education at 68%.

Top Five Colleges for Employment Rates

Top five colleges with the highest percentage of exiting Community College Pipeline Students who were employed two quarters after exiting post-secondary education

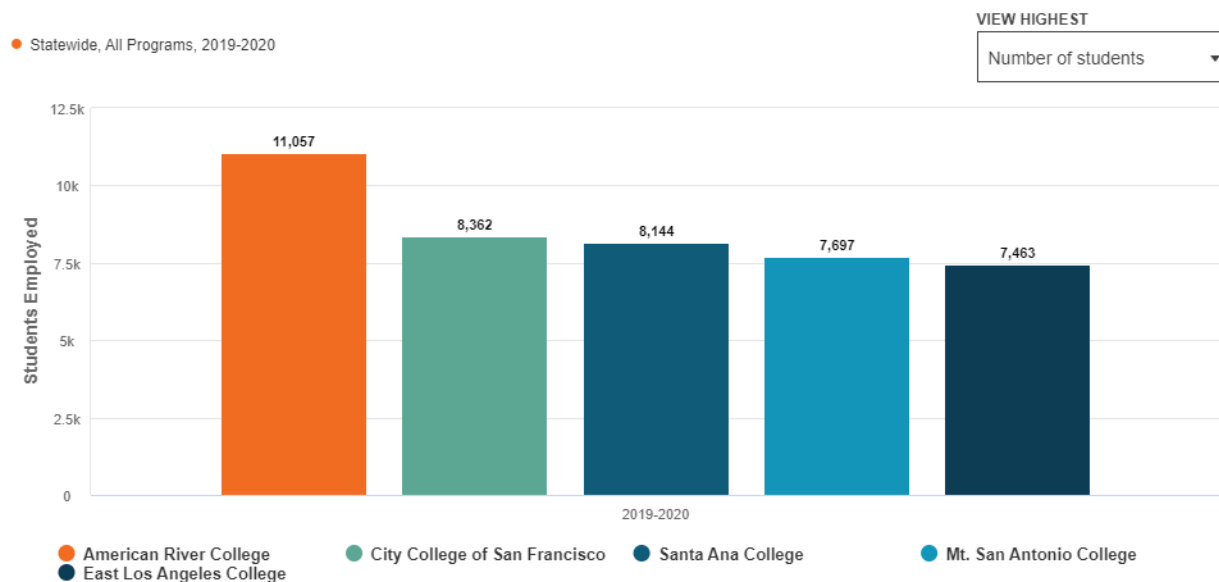


Source: Chancellor's Office Management Information System, National Student Clearing House, CSU/UC Match

In terms of the *total numbers of exiting students employed*, ARC ranks 1st in the state with 11,057, which is over 30% more than the 2nd ranked college (City College of San Francisco = 8,362).

Top Five Colleges for Employment Rates

Top five colleges with the highest percentage of exiting Community College Pipeline Students who were employed two quarters after exiting post-secondary education



Source: Chancellor's Office Management Information System, National Student Clearing House, CSU/UC Match

Statewide (all programs in 2019-2020), the entry-level salary was \$35,009 and the median annual salary was \$64,207. Those salaries, along with salaries for the top 5 occupations in 2021 statewide are shown below.

Regional Entry-Level and Median Annual Salaries

The regional average entry-level (10th percentile) and median annual salaries of people employed in occupations associated with the selected industry sector or TOP code in the locale selected

● Statewide, All Programs, 2019-2020



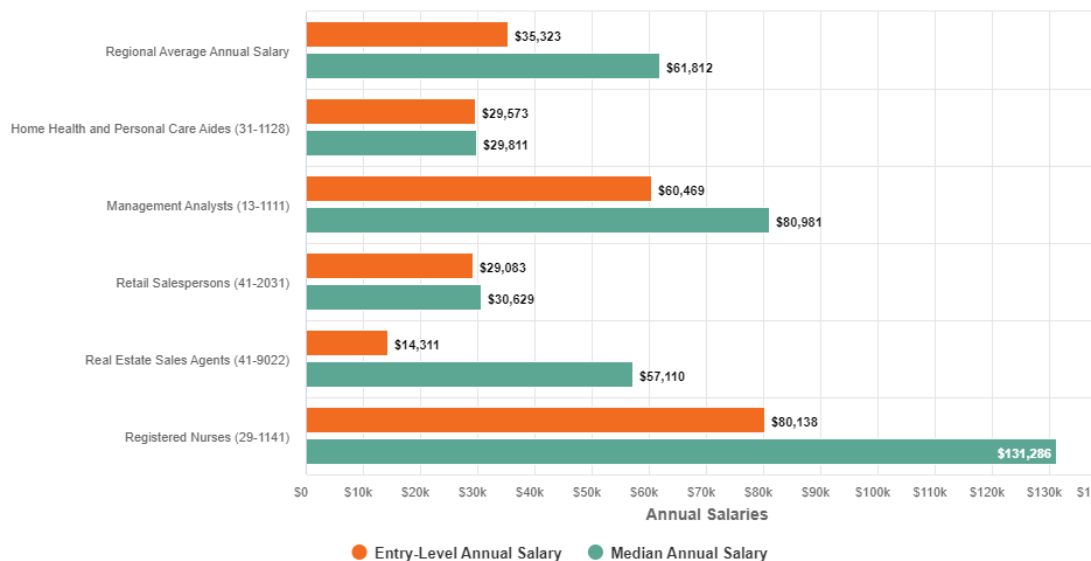
Source: Lightcast (formerly Emsi) Labor Market data 2022.3, TOP-SOC Crosswalk

Overall, salaries were similar for the Greater Sacramento Microregion, with a higher entry-level salary of \$35,323 and a lower median annual salary of \$61,812. Those salaries, along with salaries for the top 5 occupations in 2021 for the Greater Sacramento Microregion are shown below.

Regional Entry-Level and Median Annual Salaries

The regional average entry-level (10th percentile) and median annual salaries of people employed in occupations associated with the selected industry sector or TOP code in the locale selected

● Greater Sacramento, All Programs, 2019-2020



Source: Lightcast (formerly Emsi) Labor Market data 2022.3, TOP-SOC Crosswalk

The top 5 projected occupations (by number of job openings) statewide for the 2021-2026 time period include Home Health and Personal Care Aides, Retail Salespersons, Heavy and Tractor-Trailer Truck Drivers, Real Estate Sales Agents, and Office Clerks.

Projected Regional Job Openings

Annual replacement jobs, average annual new jobs and average annual job openings for 2021-2026 time period in the top 5 occupations for annual openings associated with the selected industry sector or TOP code in the locale selected

● Statewide, All Programs, 2019-2020

Annual Projections for 2021-2026			
	Annual Replacement Jobs ⓘ	Annual New Jobs ⓘ	Annual Openings ⓘ
Statewide Totals	1,733,079	1,858,815	1,903,920
Middle Skill: Postsecondary Non-Degree Award			
Heavy and Tractor-Trailer Truck Drivers (53-3032)	33,460	53,063	37,544
Middle Skill: HS Diploma Or Equivalent ⓘ			
Home Health and Personal Care Aides (31-1128)	116,981	321,760	152,846
Real Estate Sales Agents (41-9022)	34,727	415	35,294
Office Clerks, General (43-9061)	34,663	528	35,122
Middle Skill: On-The-Job Training ⓘ			
Retail Salespersons (41-2031)	56,404	14	57,050

Source: Lightcast (formerly Emsi) Labor Market data 2022.3, TOP-SOC Crosswalk

Four of these 5 are also among the top 5 projected occupations (by number of job openings) in the Greater Sacramento Microregion, with Management Analysts making the top 5 in place of Real Estate Sales Agents.

Projected Regional Job Openings

Annual replacement jobs, average annual new jobs and average annual job openings for 2021-2026 time period in the top 5 occupations for annual openings associated with the selected industry sector or TOP code in the locale selected

● Greater Sacramento, All Programs, 2019-2020

Annual Projections for 2021-2026			
	Annual Replacement Jobs ⓘ	Annual New Jobs ⓘ	Annual Openings ⓘ
Regional Totals	115,754	154,733	130,972
Higher Skill: Bachelor's Degree Or Higher			
Management Analysts (13-1111)	2,738	4,978	3,016
Middle Skill: Postsecondary Non-Degree Award			
Heavy and Tractor-Trailer Truck Drivers (53-3032)	2,474	4,343	2,967
Middle Skill: HS Diploma Or Equivalent ⓘ			
Home Health and Personal Care Aides (31-1128)	7,517	23,513	10,048
Office Clerks, General (43-9061)	2,770	49	2,860
Middle Skill: On-The-Job Training ⓘ			
Retail Salespersons (41-2031)	3,865	0	3,960

Source: Lightcast (formerly Emsi) Labor Market data 2022.3, TOP-SOC Crosswalk